



# CITY OF GARDEN GROVE

## 2021-2022

# CONSOLIDATED ANNUAL PERFORMANCE EVALUATION REPORT

CITY OF GARDEN GROVE

COMPREHENSIVE  
STRATEGIC PLAN  
TO ADDRESS  
HOMELESSNESS

**GARDEN GROVE'S  
FIVE-YEAR  
ROADMAP**

Prepared by  
City of Garden Grove  
Community and Economic  
Development Department

FAIR HOUSING  
FOUNDATION  
Call Fair Housing Hotline:  
**1-800-446 FAIR**  
Free Assistance for Tenants and Landlords

GARDEN GROVE  
September 2021

PERFORMANCE PERIOD:  
**JULY 1, 2021 -  
JUNE 30, 2022**

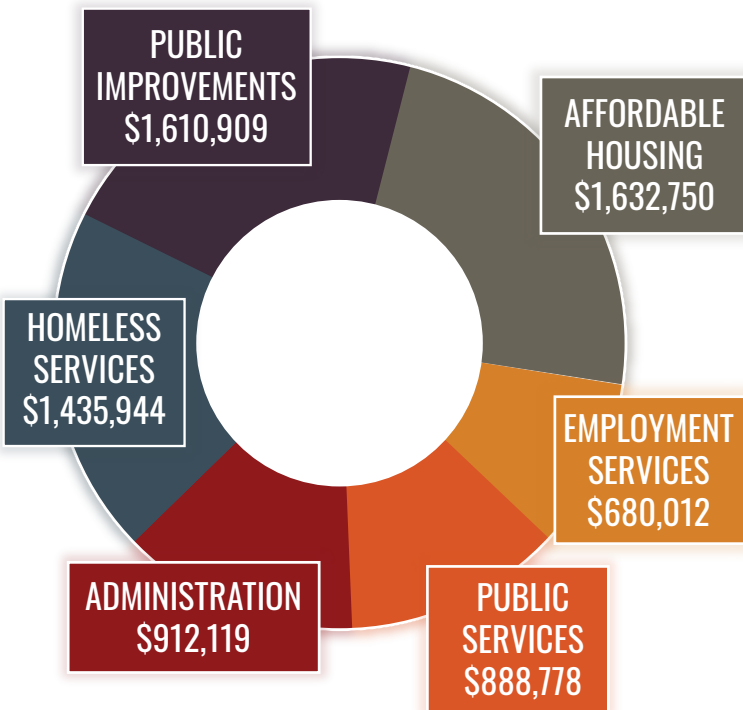


# 2021-2022 Consolidated Annual Performance Evaluation Report (CAPER)

PERFORMANCE PERIOD: JULY 1, 2021 – JUNE 30, 2022

## 2021 Project Expenditures

During FY 2021-22, the City of Garden Grove utilized a total of **\$7,160,512** in HUD grant funds to benefit low/moderate income residents through a variety of programs and services.



**\$2,723,761** in **CDBG** funding was used to benefit low-income residents through housing rehabilitation, senior services, fair housing activities, and infrastructure improvements.

**\$1,592,435** in **HOME** funding was used to develop affordable housing and provide rental assistance to low-income households.

**\$178,428** in **ESG** funding was used to provide homeless services through street outreach, emergency shelter, and rental assistance.

**\$1,279,412** in **CDBG CARES Act** funding was used to provide administration and supportive services to those affected by COVID-19.

**\$1,386,476** **ESG CARES Act** funding was used to provide housing and supportive services to homeless individuals and families affected by COVID-19.



UNDUPLICATED PERSONS SERVED  
**24,707 Individuals**



AFFORDABLE HOUSING  
**74 Units**



COMMUNITY OUTREACH & EDUCATION  
**8,497 Individuals**



PUBLIC IMPROVEMENTS  
**6,695 Individuals**



HOMELESS ASSISTANCE  
**572 Individuals**



JOBS ASSISTED  
**253 Individuals**



MEALS PROVIDED  
**83,958 Meals**



PUBLIC SERVICES  
**8,616 Individuals**



Contact Timothy Throne, Program Specialist, for more information.

(714) 741-5144 [timothyt@ggcity.org](mailto:timothyt@ggcity.org)

View the full CAPER at [ggcity.org/neighborhood-improvement/reports](http://ggcity.org/neighborhood-improvement/reports)

**TABLE OF CONTENTS**

CR-05 Goals & Outcomes.....3  
CR-10 Racial & Ethnic Composition .....9  
CR-15 Resources & Investments .....10  
CR-20 Affordable Housing.....16  
CR-25 Homeless and Other Special Needs .....19  
CR-30 Public Housing.....22  
CR-35 Other Actions .....23  
CR-40 Monitoring .....28  
CR-45 CDBG .....30  
CR-50 HOME .....31  
CR-58 Section 3 .....33  
CR-60 ESG .....35  
CR-65 Persons Assisted.....38  
CR-70 ESG Assistance Provided and Outcomes .....39  
CR-75 Expenditures ..... 40

**Attachments**

- Attachment 1: FY 2021-2022 CAPER Public Participation
- Attachment 2: FY 2021-2022 Project Locations Map
- Attachment 3: PR - 26 CDBG Financial Report Summary
- Attachment 4: HOME Monitoring Protocols
- Attachment 5: FY 2021-2022 ESG SAGE Report

## CR-05 - Goals and Outcomes

**Progress the jurisdiction has made in carrying out its strategic plan and its action plan. 91.520(a)**

**This could be an overview that includes major initiatives and highlights that were proposed and executed throughout the program year.**

The Fiscal Year (FY) 2021-2022 Consolidated Annual Performance Evaluation Report (CAPER) captures the expenditures, accomplishments, and progress made on the strategies and goals outlined in the approved 2020-2025 Consolidated Plan for HUD Programs (Con Plan).

The FY 2019-2020 Annual Action Plan (AAP) was amended to include Coronavirus Aid, Relief, and Economic Security (CARES) Act funding that the City of Garden Grove was awarded in April 2020. The CARES Act funding and expenditures are shown in the FY 2019-2020, FY 2020-2021, and FY 2021-2022 CAPERs, but accomplishments for the CARES Act funding will not be reported until the expenditure deadline is reached and/or the activities have been closed out in IDIS. During FY 2021-2022, the City closed out the following CARES Act projects: Jobs 1st Program and the IC Incubator Program. Accomplishments for the closed FY 2021-2022 CARES Act projects will be outlined below in the narrative portion of CR-05.

The CAPER outlines achievements in affordable housing, homeless services, and community development programs. The City of Garden Grove's HUD Programs include:

- Community Development Block Grant (CDBG)
- HOME Investment Partnership (HOME)
- Emergency Solutions Grants (ESG)

The FY 2021-2022 CAPER covers the time period from July 1, 2021, to June 30, 2022, and is the second annual report of the Con Plan period. It also includes activities funded in previous fiscal years with accomplishments reported during FY 2021-2022.

The Con Plan includes the following high priority Goals that are the basis for the activities previously approved in the FY 2021-2022 AAP:

1. Provide decent and affordable housing;
2. Address the needs of homeless individuals;
3. Provide community and supportive services;
4. Address public facilities and infrastructure needs;
5. Promote economic development and employment;

6. Provide for planning and administration activities.

**Comparison of the proposed versus actual outcomes for each outcome measure submitted with the consolidated plan and explain, if applicable, why progress was not made toward meeting goals and objectives. 91.520(g).**

Categories, priority levels, funding sources and amounts, outcomes/objectives, goal outcome indicators, units of measure, targets, actual outcomes/outputs, and percentage completed for each of the grantee’s program year goals.

| Goal   | Category   | Source / Amount   | Indicator   | Unit of Measure     | Expected – Strategic Plan | Actual – Strategic Plan | Percent Complete | Expected – Program Year | Actual – Program Year | Percent Complete |
|--|--|-------------------|---|---------------------|---------------------------|-------------------------|------------------|-------------------------|-----------------------|------------------|
| Address Public Facilities and Infrastructure Needs | Non-Homeless Special Needs Non-Housing Community Development | CDBG: \$1,660,909 | Public Facility or Infrastructure Activities other than Low/Moderate Income Housing Benefit<br><b>(GG Park)</b><br><br><b>(Josephine/Acacia accomplishments will be recorded in FY 22-23 CAPER)</b> | Persons Assisted    | 35,000                    | 6,695                   | 19.13%           | 10,874                  | 6,695                 | 61.57%           |
| Address the Needs of Homeless Individuals          | Homeless   | ESG: \$30,000     | Tenant-based rental assistance / Rapid Rehousing<br><br><b>(Interval House)</b>   | Households Assisted | 15                        | 9                       | 60.00%           | 3                       | 9                     | 300.00%          |

|   |                                   |                    |  |                     |      |    |        |     |    |         |
|---|-----------------------------------|--------------------|--|---------------------|------|----|--------|-----|----|---------|
| Address the Needs of Homeless Individuals   | Homeless                          | ESG:<br>\$62,153   | Homeless Person Overnight Shelter<br><b>(Interval House and IF)</b>                          | Persons Assisted    | 435  | 53 | 12.18% | 52  | 53 | 102.00% |
| Address the Needs of Homeless Individuals   | Homeless                          | ESG:<br>\$25,000   | Homelessness Prevention<br><b>(Mercy House)</b>  | Persons Assisted    | 130  | 5  | 3.84%  | 35  | 5  | 14.29%  |
| Address the Needs of Homeless Individuals   | Homeless                          | ESG:<br>\$25,000   | Other<br><b>(City Net)</b>   | Other               | 1000 | 79 | 7.9%   | 200 | 79 | 39.50%  |
| Promote Economic Development and Employment | Non-Housing Community Development | CDBG:<br>\$465,758 | Jobs created/retained<br><b>(Jobs 1<sup>st</sup> and Jobs 1<sup>st</sup> To-Go Programs)</b> | Jobs                | 20   | 18 | 90.00% | 153 | 18 | 11.77%  |
| Promote Economic Development and Employment | Non-Housing Community Development | CDBG:<br>\$465,758 | Businesses assisted  | Businesses Assisted | 0    | 16 |        | 0   | 16 |         |

|   |  |                      |  |                        |      |       |        |     |       |         |
|---|--|----------------------|--|------------------------|------|-------|--------|-----|-------|---------|
| Provide Community and Supportive Services | Homeless<br>Non-Homeless<br>Special Needs<br>Non-Housing<br>Community<br>Development | CDBG:<br>\$304,598   | Public service activities other than Low/Moderate Income Housing Benefit<br><br><b>(Special Resource Team, Senior Center, and Meals on Wheels)</b> | Persons Assisted       | 3500 | 1,958 | 55.94% | 930 | 1,958 | 210.54% |
| Provide Decent and Affordable Housing     | Affordable Housing<br>Homeless<br>Non-Homeless<br>Special Needs                      | HOME:<br>\$127,107   | Rental units constructed<br><br><b>N/A</b>   | Household Housing Unit | 5    | 0     | 0.00%  | 1   | 0     | 0.00%   |
| Provide Decent and Affordable Housing     | Affordable Housing<br>Homeless<br>Non-Homeless<br>Special Needs                      | HOME:<br>\$1,877,107 | Rental units rehabilitated<br><br><b>(Stuart – Accomplishments recorded in FY 22-23 CAPER)</b>   | Household Housing Unit | 10   | 0     | 0.00%  | 10  | 0     | 0.00%   |
| Provide Decent and Affordable Housing     | Affordable Housing<br>Homeless<br>Non-Homeless<br>Special Needs                      | CDBG:<br>\$246,480   | Homeowner Housing Rehabilitated<br><br><b>(Home Repair Program)</b>  | Household Housing Unit | 200  | 19    | 9.50%  | 10  | 19    | 190.00% |

|                                       |   |                    |  |                     |     |    |        |    |    |         |
|---------------------------------------|---|--------------------|--|---------------------|-----|----|--------|----|----|---------|
| Provide Decent and Affordable Housing | Affordable Housing<br>Homeless<br>Non-Homeless<br>Special Needs | HOME:<br>\$470,770 | Tenant-based rental assistance / Rapid Rehousing<br><br>(Homeless Emergency Assistance and Rental Transition and Valley View Senior Villas Programs) | Households Assisted | 134 | 56 | 41.79% | 47 | 55 | 119.15% |
|---------------------------------------|---|--------------------|--|---------------------|-----|----|--------|----|----|---------|

Table 1 - Accomplishments – Program Year & Strategic Plan to Date

**Assess how the jurisdiction’s use of funds, particularly CDBG, addresses the priorities and specific objectives identified in the plan, giving special attention to the highest priority activities identified.**

During FY 2021-2022, the City expended CDBG funds to meet the priority needs identified in the Con Plan through the following actions:

**1. Address Public Facilities/Infrastructure Needs**

- The Garden Grove Park Project was completed and assisted **6,695** individuals.
- The Josephine/Acacia Project was not completed in FY 2021-2022 and the accomplishments will be recorded in the FY 2022-2023 CAPER.

**2. Address the Needs of Homeless Individuals**

- The City was able to assist approximately **146** individuals through our homeless non-profit service providers.
- The City also expanded our homeless services being funded through our ESG-CV and ESG-CV2 CARES Act allocations and assisted another **356** homeless individuals through street outreach, homeless prevention, and emergency shelter activities. Approximately **34** households were assisted through rapid rehousing activities.

**3. Promote Economic Development and Employment**

- Through the Jobs 1st Program, the City was able to create and retain a total of **39** low-income employees, and assisted **16** businesses. The



report indicates only 18 employees were assisted, because they were part-time employees and the hours worked translated to 18 jobs created or retained.

- The City also expanded our Economic Development and Employee Development Program through our CDBG-CV and CDBG-CV3 CARES Act allocations and assisted created and retained another **14** jobs through the Jobs 1<sup>st</sup> Program, and provided employee development training to **122** individuals through the IC Incubator Program.

#### **4. Provide Community and Supportive Services**

- The Garden Grove Police Department's Special Resource Team directly assisted **1,026** individuals by providing street outreach and essential services.
- The H. Louis Lake Senior Center enrolled **611** new seniors into their programs.
- Meals on Wheels of Orange County provided home-delivered and congregate meals to **321** new seniors.

#### **5. Provide Decent and Affordable Housing**

- The Home Repair Programs assisted **19** low-income Garden Grove residents with rehabilitation services for their homes.
- The City assisted **55** households through the HEART and Valley View Senior Villas Tenant-Based Rental Assistance Programs.

## CR-10 - Racial and Ethnic composition of families assisted

Describe the families assisted (including the racial and ethnic status of families assisted) 91.520(a).

|   | CDBG       | HOME       | ESG        |
|---|------------|------------|------------|
| White                                     | 361        | 107        | 116        |
| Black or African American                 | 10         | 2          | 26         |
| Asian                                     | 538        | 133        | 11         |
| American Indian or American Native        | 19         | 3          | 5          |
| Native Hawaiian or Other Pacific Islander | 8          | 0          | 4          |
| Multiple Races                            | 0          | 0          | 4          |
| Client Doesn't Know/Client Refused        | 0          | 0          | 11         |
| <b>Total</b>                              | <b>936</b> | <b>245</b> | <b>177</b> |
| Hispanic                                  | 85         | 63         | 86         |
| Not Hispanic                              | 851        | 182        | 85         |
| Client Doesn't Know/Client Refused        | 0          | 0          | 6          |

Table 2 – Table of assistance to racial and ethnic populations by source of funds

### Narrative

The City of Garden Grove identifies priority needs and offers services and programs to eligible households regardless of race or ethnicity. This table is generated by the HUD CAPER template, and the information reported reflects demographic information provided by participants in the HUD reporting system.

## CR-15 - Resources and Investments 91.520(a)

### Identify the resources made available

| Source of Funds | Source           | Resources Made Available | Amount Expended During Program Year |
|-----------------|------------------|--------------------------|-------------------------------------|
| CDBG            | public - federal | \$2,880,491              | \$2,723,760                         |
| HOME            | public - federal | \$2,767,663              | \$1,592,435                         |
| ESG             | public - federal | \$180,138                | \$178,428                           |

Table 3 - Resources Made Available

### Narrative

The CDBG, HOME, and ESG resources made available in FY 2021-2022 included carryover funds from prior years.

During FY 2021-2022, the City expended a total of **\$5,329,472** in HUD grant funds on activities previously approved in prior year AAPs.

- **\$2,723,760.53** in CDBG funds on administration, public services, capital projects, and homeowner rehabilitation.
- **\$1,592,435.09** in HOME funds on administration, affordable housing, and tenant based rental assistance.
- **\$178,427.70** in ESG funds on administration and homeless service activities.
- **\$2,665,888.64** in CARES Act funding (CDBG-CV, ESG-CV, ESG-CV2 and CDBG-CV3) on administration and services for individuals affected by the Coronavirus (COVID-19).

CDBG-CV and ESG-CV grant funds were awarded to the City of Garden Grove in April 2020 and have an expenditure deadline of September 30, 2023. The expenditures for the CARES Act funding will be included in the FY 2019-2020, FY 2020-2021, and FY 2021-2022 CAPERs, but accomplishments will not be recorded until the projects have been closed out in IDIS. The City will utilize the Sage reporting tool to submit the required ESG-CV reports that are due to HUD on a quarterly basis. During FY 2021-2022, the City closed out the following CARES Act projects: Jobs 1st Program and the IC Incubator Program. Accomplishments for the closed FY 2021-2022 CARES Act projects will be outlined in the narrative portion of CR-05.

HUD entitlement grant funds not expended during FY 2021-2022 will be carried over and programmed in future AAPs.

### Narrative

Consistent with HUD goals for the CDBG, HOME, and ESG programs, the City utilized these funds for the benefit of low and moderate-income residents and neighborhoods.

The attached FY 2021-2022 AAP Project Locations Map (Attachment 2) shows the location of completed

projects with specific addresses.

As identified on the Project Locations Map, several programs were made available to individuals from low or moderate-income households throughout the community, regardless of their place of residence, such as meal delivery to homebound seniors, H. Louis Lake Senior Center services, services to the homeless, and housing rehabilitation grants.

## Leveraging

**Explain how federal funds leveraged additional resources (private, state and local funds), including a description of how matching requirements were satisfied, as well as how any publicly owned land or property located within the jurisdiction that were used to address the needs identified in the plan.**

The City implemented activities and utilized CDBG funds consistent with the FY 2021-2022 AAP. The City secured and utilized HUD funds and leveraged funding consistent with the resource allocation plan. Throughout FY 2021-2022, the City did not take any actions that hindered the implementation of the Con Plan or AAP.

Subrecipients for FY 2021 CDBG funds were required to detail all secured and unsecured funding sources in their proposals. Each agency was asked to identify all project funding sources at the time of contract execution and again at project closeout. The ESG program requires all sub-recipients to provide a 100% match on grant funds.

The HOME program requires a 25% match for each HOME dollar invested, and excess match may be credited for use in future years. The total match credit arising from affordable housing bond proceeds may not constitute more than 25% of a Participating Jurisdiction's (PJ) total annual contribution toward its match obligation. Match credits in excess of 25% of a PJ's total annual match obligation may be carried over to subsequent fiscal years and be applied to future year's obligations.

The City did not utilize publicly owned land or property to address the needs identified in the Con Plan and AAPs. In March 1996, the City completed the Bayfort Apartments, which is a HOME-eligible affordable housing project that was bond-financed and that exceeded the annual total match obligation of 25% (See Table 5, below).

| <b>Fiscal Year Summary – HOME Match</b>  |              |
|--|--------------|
| 1. Excess match from prior Federal fiscal year                                 | \$22,253,172 |
| 2. Match contributed during current Federal fiscal year                        | 0            |
| 3. Total match available for current Federal fiscal year (Line 1 plus Line 2)  | \$22,253,172 |
| 4. Match liability for current Federal fiscal year                             | 0            |
| 5. Excess match carried over to next Federal fiscal year (Line 3 minus Line 4) | \$22,253,172 |

**Table 4 – Fiscal Year Summary - HOME Match Report**

| Match Contribution for the Federal Fiscal Year |                      |                            |                               |                              |                         |   |                |             |
|--|----------------------|----------------------------|-------------------------------|------------------------------|-------------------------|---|----------------|-------------|
| Project No. or Other ID                        | Date of Contribution | Cash (non-Federal sources) | Foregone Taxes, Fees, Charges | Appraised Land/Real Property | Required Infrastructure | Site Preparation, Construction Materials, Donated labor | Bond Financing | Total Match |
|  |                      |                            |                               |                              |                         |   |                |             |

Table 5 – Match Contribution for the Federal Fiscal Year

**HOME MBE/WBE report**

| Program Income – Enter the program amounts for the reporting period |   |   |                                |  |
|---|---|---|--------------------------------|--|
| Balance on hand at beginning of reporting period<br>\$              | Amount received during reporting period<br>\$ | Total amount expended during reporting period<br>\$ | Amount expended for TBRA<br>\$ | Balance on hand at end of reporting period<br>\$ |
| \$65,542  | \$122,409                                     | \$187,951   | \$155,765                      | \$57,062   |

Table 6 – Program Income

| <b>Minority Business Enterprises and Women Business Enterprises – Indicate the number and dollar value of contracts for HOME projects completed during the reporting period</b> |           |                                   |                           |                    |          |                    |
|---|-----------|-----------------------------------|---------------------------|--------------------|----------|--------------------|
|   | Total     | Minority Business Enterprises     |                           |                    |          | White Non-Hispanic |
|   |           | Alaskan Native or American Indian | Asian or Pacific Islander | Black Non-Hispanic | Hispanic |                    |
| <b>Contracts</b>  |           |                                   |                           |                    |          |                    |
| Dollar Amount   | \$250,000 | 0                                 | 0                         | 0                  | 0        | \$250,000          |
| Number  | 1         | 0                                 | 0                         | 0                  | 0        | 1                  |
| <b>Sub-Contracts</b>  |           |                                   |                           |                    |          |                    |
| Number  | 0         | 0                                 | 0                         | 0                  | 0        | 0                  |
| Dollar Amount   | 0         | 0                                 | 0                         | 0                  | 0        | 0                  |
|   | Total     | Women Business Enterprises        | Male                      |                    |          |                    |
| <b>Contracts</b>  |           |                                   |                           |                    |          |                    |
| Dollar Amount   | \$250,000 | \$250,000                         | 0                         |                    |          |                    |
| Number  | 1         | 1                                 | 0                         |                    |          |                    |
| <b>Sub-Contracts</b>  |           |                                   |                           |                    |          |                    |
| Number  | 0         | 0                                 | 0                         |                    |          |                    |
| Dollar Amount   | 0         | 0                                 | 0                         |                    |          |                    |

**Table 7 - Minority Business and Women Business Enterprises**

| <b>Minority Owners of Rental Property – Indicate the number of HOME assisted rental property owners and the total amount of HOME funds in these rental properties assisted</b> |              |                                   |                           |                    |          |                    |
|--|--------------|-----------------------------------|---------------------------|--------------------|----------|--------------------|
|  | Total        | Minority Property Owners          |                           |                    |          | White Non-Hispanic |
|  |              | Alaskan Native or American Indian | Asian or Pacific Islander | Black Non-Hispanic | Hispanic |                    |
| Number   | 16           | 0                                 | 0                         | 0                  | 0        | 16                 |
| Dollar Amount  | \$13,857,560 | 0                                 | 0                         | 0                  | 0        | \$13,857,560       |

**Table 8 – Minority Owners of Rental Property**

| <b>Relocation and Real Property Acquisition</b> – Indicate the number of persons displaced, the cost of relocation payments, the number of parcels acquired, and the cost of acquisition |       |                                   |                           |                    |          |                    |
|--|-------|-----------------------------------|---------------------------|--------------------|----------|--------------------|
| Parcels Acquired   |       | 0                                 |                           | 0                  |          |                    |
| Businesses Displaced   |       | 0                                 |                           | 0                  |          |                    |
| Nonprofit Organizations Displaced  |       | 0                                 |                           | 0                  |          |                    |
| Households Temporarily Relocated, not Displaced  |       | 0                                 |                           | 0                  |          |                    |
| Households Displaced   | Total | Minority Property Enterprises     |                           |                    |          | White Non-Hispanic |
|  |       | Alaskan Native or American Indian | Asian or Pacific Islander | Black Non-Hispanic | Hispanic |                    |
| Number   | 0     | 0                                 | 0                         | 0                  | 0        | 0                  |
| Cost   | 0     | 0                                 | 0                         | 0                  | 0        | 0                  |

**Table 9 – Relocation and Real Property Acquisition**



## CR-20 - Affordable Housing 91.520(b)

Evaluation of the jurisdiction's progress in providing affordable housing, including the number and types of families served, the number of extremely low-income, low-income, moderate-income, and middle-income persons served.

|  | One-Year Goal | Actual    |
|--|---------------|-----------|
| Number of Homeless households to be provided affordable housing units      | 57            | 55        |
| Number of Non-Homeless households to be provided affordable housing units  | 10            | 0         |
| Number of Special-Needs households to be provided affordable housing units | 0             | 0         |
| <b>Total</b>   | <b>67</b>     | <b>55</b> |

Table 10 – Number of Households

|  | One-Year Goal | Actual    |
|--|---------------|-----------|
| Number of households supported through Rental Assistance             | 47            | 55        |
| Number of households supported through The Production of New Units   | 0             | 0         |
| Number of households supported through Rehab of Existing Units       | 10            | 0         |
| Number of households supported through Acquisition of Existing Units | 10            | 0         |
| <b>Total</b>   | <b>67</b>     | <b>55</b> |

Table 11 – Number of Households Supported

**Discuss the difference between goals and outcomes and problems encountered in meeting these goals.**

The rehabilitation of existing units is accomplished through the administration of the Home Repair Program. Due to the nature of this program, it is common for a number of the grants to be delayed and carry over into the following FY. Home Repair Program projects that were not completed in FY 2021-2022 (16 total projects) will have their accomplishments recorded in the FY 2022-2023 CAPER.

It is worth noting that the Home Repair Program was negatively affected by the COVID-19 pandemic. As a result of COVID-19, the City only received 21 qualifying applications for assistance, and numerous projects were delayed due to stay in place orders and social distancing regulations.

The acquisition/rehabilitation of existing units will be accomplished utilizing HOME funds. The City is currently developing a 9-unit permanent supportive housing development, which is forecasted to be completed in FY 2022-2023.

**Discuss how these outcomes will impact future annual action plans.**

The City of Garden Grove is committed to providing high-quality, affordable housing for its residents. The City is in constant contact with developers to produce affordable housing projects and, as funds become available, these projects will be included in future AAPs.

**Include the number of extremely low-income, low-income, and moderate-income persons served by each activity where information on income by family size is required to determine the eligibility of the activity.**

| Number of Households Served | CDBG Actual | HOME Actual |
|-----------------------------|-------------|-------------|
| Extremely Low-income        | 0           | 43          |
| Low-income                  | 19          | 12          |
| Moderate-income             | 0           | 0           |
| <b>Total</b>                | <b>19</b>   | <b>55</b>   |

**Table 12 – Number of Households Served**

**Narrative Information**

Using CDBG and HOME funds, the City was able to assist a total of seventy-four **(74)** low-income households with housing-related services.

- The Home Repair Program is designed to assist Garden Grove residents who qualify at or below the "low-income" limit, which is 80% of the Orange County area median income. Through this program, the City assisted eleven **(19)** low-income residents with funds to rehabilitate their homes.
- HOME funding for the HEART Program allowed the City to serve a total of forty-four **(39)** homeless households with rental assistance and supportive services.
- HOME funding for the Valley View Senior Villas Program allowed the City to serve a total of seventeen **(16)** homeless households with rental assistance and supportive services.

Additionally, the City expended a total of **\$1,479,309.44** in ESG funds to assist homeless individuals with housing solutions.

- **\$23,289.34** in ESG funds was used to keep **3 households (5 individuals)** from losing their primary residence via homeless prevention services.
- **\$30,000** in ESG funds was used to locate and secure permanent housing for **9 homeless households** via rapid rehousing services.
- **\$62,153.36** in ESG funds was used to provide **53 individuals** with a place to sleep via emergency shelter services.
- **\$33,284.44** in ESG-CV funds assisted another **22** homeless individuals through homeless prevention activities.
- **\$1,330,582.30** in ESG-CV2 funds assisted **394** individuals through street outreach, emergency shelter, rapid rehousing, and homeless prevention activities.

## **CR-25 - Homeless and Other Special Needs 91.220(d, e); 91.320(d, e); 91.520(c)**

**Evaluate the jurisdiction's progress in meeting its specific objectives for reducing and ending homelessness through:**

**Reaching out to homeless persons (especially unsheltered persons) and assessing their individual needs.**

During FY 2021-2022, the City of Garden Grove was awarded **\$173,143** in ESG funds to address homelessness issues throughout the City. The funds were made available to various service providers offering different types of eligible homeless programs. The services included emergency shelters, essential services, homeless prevention, and homeless outreach.

The City of Garden Grove provided **\$25,000** to City Net to support a Street Outreach Program. The services provided through the Street Outreach Program were directed towards deploying basic needs support to unsheltered individuals in Garden Grove. This activity created opportunities for sub-recipients to informally engage and assess unsheltered individuals within their peer and community setting. City Net was able to provide essential outreach services to 79 homeless residents in FY 2021-2022.

City staff focused the majority of resources on helping service providers maintain emergency shelter operations for homeless individuals and families, provide essential services such as case management and career counseling, and support homeless prevention programs through rapid rehousing and transitional housing. The City provided **\$60,000** in ESG funding to Interval House and Illumination Foundation for emergency shelter and essential services, which included community outreach and education programs to individuals at risk of domestic violence. With the Garden Grove ESG funding for emergency shelter, Interval House and Illumination Foundation were able to free up their nonfederal resources to provide homeless outreach services, homeless prevention education, and domestic violence safety outreach to the population at risk of homelessness, which included 53 individuals in Garden Grove.

The City of Garden Grove Police Department's Special Resource Team (SRT), funded through the City's general fund, also implemented street outreach programs for the homeless. The SRT focused on providing resources to help reduce the number of homeless individuals as well as reducing the police responses involving the homeless and mentally ill. The Police Department also partnered up with Orange County Mental Health agencies to provide resources and assistance to homeless individuals that the SRT encounters.

**Addressing the emergency shelter and transitional housing needs of homeless persons.**

Of the \$173,143 of ESG funds, the City allocated **\$60,000** for emergency shelter and **\$30,000** for rapid rehousing programs. These funds provided different levels of homeless/client programs, including chronically homeless services, domestic violence, winter armory, child care, and rental assistance.

ESG funds also supported Interval House in maintaining its Domestic Violence Shelter Program. Over 53 individuals from Garden Grove were given emergency shelter and were provided support services which included a safe living environment. Case management was provided to ensure that the clients were rapidly rehoused in decent and affordable permanent housing. Over FY 2021-2022, Interval House provided rapid rehousing services to 9 households.

**Helping low-income individuals and families avoid becoming homeless, especially extremely low-income individuals and families and those who are: likely to become homeless after being discharged from publicly funded institutions and systems of care (such as health care facilities, mental health facilities, foster care and other youth facilities, and corrections programs and institutions); and, receiving assistance from public or private agencies that address housing, health, social services, employment, education, or youth needs.**

The City of Garden Grove committed **\$25,000** in ESG funds to Mercy House for homeless prevention services. Mercy House assisted 3 families (5 individuals) through their Homeless Prevention Program, providing rental assistance and case management services to keep Garden Grove families from becoming homeless. Other ESG sub-recipient organizations, such as Interval House, have made great efforts to assist victims from becoming homeless after the completion of temporary housing programs. Staff at Interval House conduct follow-up case management for their domestic violence victims and make referrals to Garden Grove Housing Authority for Section 8 vouchers for permanent housing.

In FY 2021-2022, the Garden Grove Housing Authority worked with Thomas House, Mercy House, and Interval House in providing Section 8 vouchers to qualified residents coming from the shelter programs. Under the voucher program, individuals or families with a voucher are able to find and lease a unit and only have to pay a portion of the rent. The program further assists low-income individuals and families to avoid becoming homeless.

Every jurisdiction receiving McKinney-Vento Homeless Assistance Act funds must develop and implement a Discharge Coordination Policy. The County of Orange assists people discharged from publicly funded institutions or systems of care (such as health care facilities, foster care or other youth facilities, or correction programs and institutions). This assistance prevents homelessness resulting from discharge. The City will refer people discharged from public institutions to the County of Orange for additional resources.

**Helping homeless persons (especially chronically homeless individuals and families, families with children, veterans and their families, and unaccompanied youth) make the transition to permanent housing and independent living, including shortening the period of time that individuals and families experience homelessness, facilitating access for homeless individuals and families to affordable housing units, and preventing individuals and families who were recently homeless from becoming homeless again.**

In FY 2021-2022, the City allocated **\$30,000** for the Rapid Rehousing Program, which was administered through Interval House. The program targeted victims of domestic violence and their children seeking emergency shelters while waiting for permanent housing. The program also provided security deposits and rental assistance payments directly to landlords on behalf of participants, housing stability case management, legal services for housing needs, and credit repair assistance. The services are designed to seamlessly transition clients into suitable and stable permanent housing.

Interval House's partners include over 40 landlords to provide housing as needed. The funds used for the rapid rehousing program in FY 2021-2022 provided personal and financial assistance to 9 Garden Grove households. In addition, Interval House's emergency shelter program had 97% of participants moving into permanent housing upon exit.

As part of the efforts to provide housing for the homeless and those at risk of homelessness, the City of Garden Grove awarded HOME funds to service providers who provide rental assistance through the Homeless Emergency Assistance and Rental Transition (HEART) Program. Interval House administered the program during FY 2021-2022 and assisted 39 households over a 12-month period by providing a portion of a household's rent (including security and utility deposits) while offering services to achieve self-sufficiency.

**CR-30 - Public Housing 91.220(h); 91.320(j)**

**Actions taken to address the needs of public housing.**

The City of Garden Grove does not have any units of Public Housing.

**Actions taken to encourage public housing residents to become more involved in management and participate in homeownership.**

The City of Garden Grove does not have any units of Public Housing.

**Actions taken to provide assistance to troubled PHAs.**

The City of Garden Grove does not have any units of Public Housing.

## **CR-35 - Other Actions 91.220(j)-(k); 91.320(i)-(j)**

**Actions taken to remove or ameliorate the negative effects of public policies that serve as barriers to affordable housing such as land use controls, tax policies affecting land, zoning ordinances, building codes, fees and charges, growth limitations, and policies affecting the return on residential investment. 91.220 (j); 91.320 (i).**

Market and governmental factors pose barriers to the provision of adequate and affordable housing. These factors tend to disproportionately impact lower- and moderate-income households due to their limited resources for absorbing the costs. Garden Grove works to remove barriers to affordable housing by implementing a Housing Element that is consistent with California law and taking actions to reduce costs or provide off-setting financial incentives to assist in the production of safe, high-quality, affordable housing. The City is committed to removing governmental constraints that hinder the production of housing and offers a “one-stop” streamlined permitting process to facilitate efficient entitlement and building permit processing.

The City of Garden Grove has instituted additional actions aimed at reducing the impact of the public sector’s role in housing costs. City efforts to remove barriers to affordable housing include:

- Conduct periodical analysis and revision of the zoning code aimed at developing flexible zoning provisions in support of providing an adequate supply of desirable housing, such as mixed-use zoning standards and updates to the Housing Element.
- Add provision of affordable housing projects through acquisition and rehabilitation activities and new construction of affordable housing units.
- Establishment of a streamlined service counter to reduce process time.
- Incentivize density bonuses for affordable projects.
- Continued assessment of existing policies, procedures, and fees to minimize unnecessary delays and expenses to housing projects.
- Streamline construction and/or conversion of Accessory Dwelling Units (ADU's).

In addition, the City updated its Analysis of Impediments to Fair Housing Choice (AI) Report in March 2020 in coordination with other local jurisdictions. This report identifies any potential impediments to fair housing and establishes a Fair Housing Action Plan to outline steps to overcome any identified impediments.

## **Actions taken to address obstacles to meeting under-served needs. 91.220(k); 91.320(j).**

The major obstacle to meeting under-served needs is the lack of adequate funding, especially for affordable housing activities. With the dissolution of redevelopment in California and reduced State and Federal funding levels, the City's ability to address the extensive needs in the community is seriously compromised. The City will strive to leverage available funds, to the greatest extent possible, to overcome obstacles in meeting under-served needs. The City has adopted its 2014-2021 Housing Element, which



includes a commitment to annually pursue State, Federal, and other funding opportunities to increase the supply of safe, decent, affordable housing in Garden Grove for lower-income households (including extremely low-income households), such as seniors, disabled, the homeless, and those at risk of homelessness.

**Actions taken to reduce lead-based paint hazards. 91.220(k); 91.320(j).**

The City has an aggressive policy to identify and address lead-based paint hazards in all HUD-funded housing rehabilitation projects. The City considers all housing rehabilitation an opportunity to address potential lead hazards. We, therefore, require lead paint testing for 100% of the City's HUD-funded residential rehabilitation programs where paint will be disturbed in properties built before 1978. Loan/grant recipients are required to obtain a lead-based paint inspection prior to commencement of work as well as a post-rehabilitation clearance test if the work disturbed areas where lead contamination had been found. Because the additional costs of lead hazard testing and remediation can be prohibitively expensive for low-income homeowners, the City uses CDBG funds to cover the costs of the lead paint inspection and, if necessary, any lead paint interim controls and lead clearance testing in conjunction with any CDBG-funded housing rehabilitation grants or loans. During FY 2021-2022, the City funded twenty-seven (27) lead-based paint initial inspections and two (2) clearance inspections in administration of the Home Repair Program.

**Actions taken to reduce the number of poverty-level families. 91.220(k); 91.320(j).**

Garden Grove continues to look for ways to expand economic activities to include all people and provide programs to those people who are less fortunate. In the past, the City has focused on the creation of jobs for low- and moderate-income persons through economic development in the Harbor Boulevard area. Through the Con Plan and associated AAP, the City seeks to create and retain permanent jobs that are available to and/or filled by low- and moderate-income people. In addition, other essential elements of the City's anti-poverty strategy include:

- Section 8 Housing Choice Voucher Program;
- Housing Choice Voucher Family Self Sufficiency Program;
- Economic development programs;
- Anti-crime programs;
- Housing rehabilitation programs;
- Creation of affordable housing;
- Job training and employment development;
- Transitional housing and homeless service programs.

Through these programs, the City is working to reduce the number of families living below the poverty line. The goals and strategies contained in the Con Plan for funding housing, community development, and community services activities often directly address poverty issues through provision of funding or services, or indirectly through the creation of jobs as several of the CDBG, HOME, and ESG funded service

providers offer job training as a component of their programs.

In addition, the City will annually allocate up to 15% of its CDBG funds to public service agencies that offer supportive services in an effort to reduce poverty.

**Actions taken to develop institutional structure. 91.220(k); 91.320(j).**

Successful program implementation requires coordination, both internally and with outside agencies. The City makes changes, as needed, to its staff assignments to address the administrative, planning, and reporting needs of CDBG, HOME, and ESG funds. Project management improvements have included strengthened project eligibility review and staff training of regulatory compliance and procedures. The City of Garden Grove Neighborhood Improvement Division of the Community and Economic Development Department serves as the lead agency in administration and compliance of CDBG, HOME, and ESG Programs and grant management. The Neighborhood Improvement Division coordinates activities related to CDBG, HOME, and ESG funds, including coordination of internal departments, outside agencies, and grant recipients.

The City's ongoing efforts in its institutional structure include strengthening project designs through negotiating stronger and more specific performance goals for project contracts. This includes ongoing education and technical assistance for program stakeholders, including fellow City Departments implementing HUD-funded programs, outside contractors, the Neighborhood Improvement and Conservation Commission, the City Council, and the public in general regarding the overall objectives and eligible and ineligible uses of each of our HUD funds.

The City also amended the Citizen Participation Plan to make it more readable and to officially designate the City Council as the public hearing body and worked closely with the Neighborhood Improvement and Conservation Commission to deepen their understanding of the CDBG, HOME, and ESG Programs.

Capacity-building is another component in development of the City's institutional structure. In addition to in-house training and development of improved management systems, the City will continue to participate in all HUD training offered locally. To gather more information, build staff knowledge, and seek regional solutions to regional problems, the City participates in regional efforts such as the Orange County Continuum of Care for the Homeless.

**Actions taken to enhance coordination between public and private housing and social service agencies. 91.220(k); 91.320(j).**

Housing, supportive services, and community development activities were delivered by a number of public agencies, non-profit entities, and private organizations. The City of Garden Grove continued to function in a coordinating role between local non-profit service providers and other County, State, and Federal organizations, as well as regional agencies and plans such as the Orange County Continuum of Care (CoC).

To enhance coordination, the City participated in regional planning groups and forums to foster collaboration with other agencies and organizations. Through collaboration, the City identified common goals and strategies to avoid overlaps in services and programs and identify potential for leveraging resources. The City also continued to work with a wide range of public and community social service agencies to meet and address the various needs of the community. The City utilized the services of 211 Orange County, whose mission is to help people in the community find the help they need by eliminating the barriers to finding and accessing social services.

**Identify actions taken to overcome the effects of any impediments identified in the jurisdictions analysis of impediments to fair housing choice. 91.520(a).**

The City of Garden Grove is required to undertake an analysis of impediments to fair housing that may be prevalent in the community and to develop an action plan to address impediments. The City, in collaboration with other Orange County communities, participated in producing a five-year analysis of impediments to fair housing. The final product was the 2020-2024 Orange County Regional Analysis of Impediments to Fair Housing Choice (Regional AI). The following are the private sectors impediments:

- Housing Discrimination
- Discriminatory Advertising
- Denial of Reasonable Accommodation
- Hate Crimes
- Unfair Lending

During FY 2021-2022, the City of Garden Grove undertook several programs/actions (on its own or in cooperation with a fair housing provider) to overcome the impediments to fair housing choices identified in the Regional AI. Garden Grove contracted with Fair Housing Foundation (FHF) to provide comprehensive educational and enforcement programs for City residents. The FHF understands the private sector and is well equipped to analyze impediments, describe appropriate actions, and to follow-through on those actions.

During FY 2021-2022, the FHF assisted a total of **8,497 individuals** with the following services:

**1. Fair Housing Outreach and Education**

- Planned Agency Meetings at various locations throughout the City;
- Organized booths at various events throughout the City;
- Distributed literature at various locations throughout the City (including flyers and press releases);
- Facilitated management trainings at City Hall;
- Presented programs at various locations throughout the City;
- Coordinated landlord/tenant workshops at City Hall.

**\*These services were provided primarily through virtual communications.**

**2. General Housing Counseling & Resolution**

- Responded to inquiries regarding general housing issues. In addition, FHF screens, inputs data, counsels, pursues habitability cases, provides unlawful detainer assistance, conducts mediations, and provides appropriate referrals.

**3. Discrimination Services**

- Responded to inquiries regarding discrimination, complaints, screening, and counseling services.

**4. Landlord/Tenant Services**

- Responded to and assisted in the mediation of disputes between landlords and tenants.

## **CR-40 - Monitoring 91.220 and 91.230**

**Describe the standards and procedures used to monitor activities carried out in furtherance of the plan and used to ensure long-term compliance with requirements of the programs involved, including minority business outreach and the comprehensive planning requirements.**

Although the City's HUD-funded activities and strategies have been very successful, we strive for continuous improvements in our housing, homeless prevention, neighborhood improvement, and public service priority needs, as well as our grant administration, compliance, and monitoring. During FY 2021-2022, the City continued to improve its project, fiscal, and other administrative management systems to ensure compliance with CDBG, HOME, and ESG program and comprehensive planning requirements through the following measures and accomplishments:

The City's Community and Economic Development and Finance Departments worked together over the last six months to prepare for the FY 2021-2022 CAPER and the FY 2022-2023 AAP. Through several brainstorming meetings with managers and staff from both teams, the City has achieved comprehensive training for key staff in both departments on HUD program financial administration and using IDIS. Community and Economic Development staff have been working with Finance staff to educate them on HUD requirements. This cooperation will improve the timeliness of HUD fund drawdowns, establish better procedures and schedules for aligning the City's general budget planning and the HUD AAP process, the City's general ledger and IDIS records, and for handling remaining funds at the end of the program year.

City Staff annually monitors all HOME funded projects in accordance with the City's Monitoring Plan for HOME Rental Projects and the HOME Final Rule. See Attachment 4 for the City's HOME Monitoring Policy.

In an effort to ensure up-to-date knowledge of HUD programs and policies, staff members invested over 50 hours in training, workshops, webinars, or technical assistance sessions sponsored by HUD or by outside agencies, but with direct relevance to the HUD program implementation. Topics of the trainings included Coronavirus Aid, Relief, and Economic Security (CARES) Act funding, Financial Management, Analysis of Impediments, HMIS, HOME activities, IDIS, sub-recipient management, CDBG and Environmental Training.

CARES ACT CDBG-CV and ESG-CV grant funds were awarded to the City of Garden Grove in April 2020 and have an expenditure deadline of September 30, 2023. The City will monitor CARES ACT CDBG-CV and ESG-CV projects in accordance with HUD regulations on a quarterly basis through expenditure reports. The City will utilize the Sage Report tool to submit the required CARES ACT ESG-CV reports that are due to HUD on a quarterly basis.

## **Citizen Participation Plan 91.105(d); 91.115(d)**

### **Describe the efforts to provide citizens with reasonable notice and an opportunity to comment on performance reports.**

The City's effort to provide citizens with reasonable notice and an opportunity to comment on performance reported in the Draft FY 2021-2022 CAPER follows the process outlined in the Citizen Participation Plan.

As outlined in the Public Notice, due to COVID-19, the City has modified its process for reviewing and accepting comments related to the CAPER to ensure social distancing and to limit the spread of COVID-19. The Draft CAPER was made available for public review online at <https://ggcity.org/neighborhood-improvement>, and all public comments were directed to staff via email.

The 30-day public review and comment period for the FY 2021-2022 CAPER was from August 26, 2022, through September 27, 2022. Notices for the public hearing were published in local English, Spanish and Vietnamese newspapers on August 26, 2022. The City scheduled the Neighborhood Improvement and Conservation Commission meeting for September 12, 2022, but the Commission was unable to meet due to not having a quorum. Due to the lack of quorum at the September 12, 2022 Regular Neighborhood Improvement and Conservation Commission Meeting, the City publish another notice to the public on September 16, 2022 to provide notification of a Special Neighborhood Improvement and Conservation Commission Meeting being held on September 26, 2022. The City held public hearings to receive public comments regarding the FY 2021-2022 CAPER at the September 26, 2022, Neighborhood Improvement and Conservation Commission meeting and at the September 27, 2022, Garden Grove City Council meeting. The public notices that were published are included in Attachment 1.

**CR-45 - CDBG 91.520(c)**

**Specify the nature of, and reasons for, any changes in the jurisdiction's program objectives and indications of how the jurisdiction would change its programs as a result of its experiences.**

The City of Garden Grove CDBG program did not have any significant changes to the Consolidated Plan goals.

**Does this Jurisdiction have any open Brownfields Economic Development Initiative (BEDI) grants?**

No.

## **CR-50 - HOME 91.520(d)**

**Include the results of on-site inspections of affordable rental housing assisted under the program to determine compliance with housing codes and other applicable regulations.**

**Please list those projects that should have been inspected on-site this program year based upon the schedule in §92.504(d). Indicate which of these were inspected and a summary of issues that were detected during the inspection. For those that were not inspected, please indicate the reason and how you will remedy the situation.**

The Garden Grove Housing Authority (GGHA) conducts Housing Quality Standard (HQS) inspections of Tenant Based Rental Assistance units, HOME restricted units, Density Bonus units, and Housing Successor units to determine compliance with Federal, State, and local housing standards.

**Provide an assessment of the jurisdiction's affirmative marketing actions for HOME units. 92.351(b)**

All HOME funded affordable housing projects must adopt affirmative marketing procedures and submit the affirmative marketing plan to the City. During annual monitoring, overall performance related to fair housing and non-discrimination is monitored to ensure fair housing compliance.

**Refer to IDIS reports to describe the amount and use of program income for projects, including the number of projects and owner and tenant characteristics.**

During FY 2021-2022, the City expended **\$187,951** in Program Income on the HEART, VVSV, and Stuart Drive Programs. The HEART Program provides rental assistance and supportive services for literally homeless individuals and individuals at-risk of homelessness. The VVSV Program provides tenant-based rental assistance to low-income seniors. The Stuart Drive Project provides permanent supportive housing with wrap-around services to chronically homeless individuals.

**Describe other actions taken to foster and maintain affordable housing. 91.220(k) (STATES ONLY: Including the coordination of LIHTC with the development of affordable housing). 91.320(j).**

**Section 8 funds:** The Garden Grove Housing Authority administers the Section 8 Program for the City, and provides rent subsidies to 2,337 Garden Grove households.

**Density Bonus:** The City of Garden Grove works with housing developers to assist in the development of affordable housing projects through the execution of Density Bonus Affordable Housing Agreements. The City currently monitors three (3) density bonus affordable housing projects totaling 15 affordable units.

**Redevelopment Agency:** The City of Garden Grove currently monitors 11 affordable housing projects,



totaling 640 affordable units previously assisted with former Low and Moderate Housing funds.

## CR-58 – Section 3

Identify the number of individuals assisted and the types of assistance provided.

| Total Labor Hours                     | CDBG | HOME | ESG | HOPWA | HTF |
|---------------------------------------|------|------|-----|-------|-----|
| Total Number of Activities            | 1    | 0    | 0   | 0     | 0   |
| Total Labor Hours                     | 967  | 0    | 0   | 0     | 0   |
| Total Section 3 Worker Hours          | 927  | 0    | 0   | 0     | 0   |
| Total Targeted Section 3 Worker Hours | 0    | 0    | 0   | 0     | 0   |

**Table 13 – Total Labor Hours**

| Qualitative Efforts - Number of Activities by Program   | CDBG | HOME | ESG | HOPWA | HTF |
|---|------|------|-----|-------|-----|
| Outreach efforts to generate job applicants who are Public Housing Targeted Workers.  |      |      |     |       |     |
| Outreach efforts to generate job applicants who are Other Funding Targeted Workers.   | 1    |      |     |       |     |
| Direct, on-the job training (including apprenticeships).  |      |      |     |       |     |
| Indirect training such as arranging for, contracting for, or paying tuition for, off-site training.   |      |      |     |       |     |
| Technical assistance to help Section 3 workers compete for jobs (e.g., resume assistance, coaching).  |      |      |     |       |     |
| Outreach efforts to identify and secure bids from Section 3 business concerns.  |      |      |     |       |     |
| Technical assistance to help Section 3 business concerns understand and bid on contracts.   |      |      |     |       |     |
| Division of contracts into smaller jobs to facilitate participation by Section 3 business concerns.   |      |      |     |       |     |
| Provided or connected residents with assistance in seeking employment including: drafting resumes, preparing for interviews, finding job opportunities, connecting residents to job placement services. | 1    |      |     |       |     |
| Held one or more job fairs.   |      |      |     |       |     |
| Provided or connected residents with supportive services that can provide direct services or referrals.   |      |      |     |       |     |
| Provided or connected residents with supportive services that provide one or more of the following: work readiness health screenings, interview clothing, uniforms, test fees, transportation.          |      |      |     |       |     |
| Assisted residents with finding child care.   |      |      |     |       |     |
| Assisted residents to apply for, or attend community college or a four-year educational institution.  |      |      |     |       |     |
| Assisted residents to apply for, or attend vocational/technical training.   |      |      |     |       |     |
| Assisted residents to obtain financial literacy training and/or coaching.   |      |      |     |       |     |
| Bonding assistance, guaranties, or other efforts to support viable bids from Section 3 business concerns.   |      |      |     |       |     |
| Provided or connected residents with training on computer use or online technologies.   |      |      |     |       |     |
| Promoting the use of a business registry designed to create opportunities for disadvantaged and small businesses.   |      |      |     |       |     |
| Outreach, engagement, or referrals with the state one-stop system, as designed in Section 121(e)(2) of the Workforce Innovation and Opportunity Act.  |      |      |     |       |     |
| Other.  |      |      |     |       |     |

**Table 14 – Qualitative Efforts - Number of Activities by Program**

## **Narrative**

The prime contractor and subcontractors for the Garden Grove Park Project met the requirement for the number of Section 3 Workers working on the project, but was not able to secure Targeted Section 3 Workers on the project. The Contractors made an effort to hire local Section 3 Workers, but were unsuccessful. Also, the City currently offers a Workforce Development Program that connects residents to employment services, including construction jobs.

# CR-60 - ESG 91.520(g) (ESG Recipients only)

## ESG Supplement to the CAPER in *e-snaps*

### For Paperwork Reduction Act

#### 1. Recipient Information—All Recipients Complete

##### Basic Grant Information

|   |                                     |
|---|-------------------------------------|
| Recipient Name  | GARDEN GROVE                        |
| Organizational DUNS Number  | 009596495                           |
| UEI   |                                     |
| EIN/TIN Number  | 956005848                           |
| Identify the Field Office   | LOS ANGELES                         |
| Identify CoC(s) in which the recipient or subrecipient(s) will provide ESG assistance | Santa Ana/Anaheim/Orange County CoC |

##### ESG Contact Name

|             |                    |
|-------------|--------------------|
| Prefix      | Mr.                |
| First Name  | Tim                |
| Middle Name |                    |
| Last Name   | Throne             |
| Suffix      |                    |
| Title       | Program Specialist |

##### ESG Contact Address

|                  |                      |
|------------------|----------------------|
| Street Address 1 | 11222 Acacia Parkway |
| Street Address 2 |                      |
| City             | Garden Grove         |
| State            | CA                   |
| ZIP Code         | 92840-               |
| Phone Number     | 7147415144           |
| Extension        |                      |
| Fax Number       |                      |
| Email Address    | timothyt@ggcity.org  |

##### ESG Secondary Contact

|               |                     |
|---------------|---------------------|
| Prefix        | Ms.                 |
| First Name    | Monica              |
| Last Name     | Covarrubias         |
| Suffix        |                     |
| Title         | Sr. Project Manager |
| Phone Number  | 7147415788          |
| Extension     |                     |
| Email Address | monicac@ggcity.org  |

## 2. Reporting Period—All Recipients Complete

**Program Year Start Date** 07/01/2021  
**Program Year End Date** 06/30/2022

### 3a. Subrecipient Form – Complete one form for each subrecipient

**Subrecipient or Contractor Name:** 211 ORANGE COUNTY

**City:** Santa Ana

**State:** CA

**Zip Code:** 92705, 8520

**DUNS Number:** 884339003

**UEI:**

**Is subrecipient a victim services provider:** N

**Subrecipient Organization Type:** Other Non-Profit Organization

**ESG Subgrant or Contract Award Amount:** \$25,000

**Subrecipient or Contractor Name:** INTERVAL HOUSE

**City:** Long Beach

**State:** CA

**Zip Code:** 90803, 4221

**DUNS Number:** 113510176

**UEI:**

**Is subrecipient a victim services provider:** Y

**Subrecipient Organization Type:** Other Non-Profit Organization

**ESG Subgrant or Contract Award Amount:** \$60,000

**Subrecipient or Contractor Name:** MERCY HOUSE TRANSITIONAL LIVING CENTERS

**City:** Santa Ana

**State:** CA

**Zip Code:** 92702, 1905

**DUNS Number:** 879797165

**UEI:**

**Is subrecipient a victim services provider:** N

**Subrecipient Organization Type:** Other Non-Profit Organization

**ESG Subgrant or Contract Award Amount:** \$25,000

**Subrecipient or Contractor Name:** Illumination Foundation

**City:** Orange

**State:** CA

**Zip Code:** 92867, 5548

**DUNS Number:** 829919047

**UEI:**

**Is subrecipient a victim services provider:** N

**Subrecipient Organization Type:** Other Non-Profit Organization

**ESG Subgrant or Contract Award Amount:** \$32,153.36

**Subrecipient or Contractor Name:** City Net

**City:** Long Beach

**State:** CA

**Zip Code:** 90809, 0243

**DUNS Number:** 361759140

**UEI:**

**Is subrecipient a victim services provider:** N

**Subrecipient Organization Type:** Other Non-Profit Organization

**ESG Subgrant or Contract Award Amount:** \$25,000

## **CR-65 - Persons Assisted**

CR-65 is replaced by the FY 2021-2022 ESG Sage Report, which is located in Attachment #5.

## CR-70 – ESG 91.520(g) - Assistance Provided and Outcomes

### 10. Shelter Utilization

|                                      |        |
|--------------------------------------|--------|
| Number of New Units - Rehabbed       | 0      |
| Number of New Units - Conversion     | 0      |
| Total Number of bed-nights available | 30,179 |
| Total Number of bed-nights provided  | 25,080 |
| Capacity Utilization                 | 83.10% |

Table 24 – Shelter Capacity

### 11. Project Outcomes Data measured under the performance standards developed in consultation with the CoC(s)

All sub-recipients of ESG funds were required to use homeless/client certification forms during the intake process to ensure all clients serviced were qualified and are residents of the City of Garden Grove. In addition, sub-recipients were also required to submit completed quarterly reports for monitoring purposes. During the aforementioned process, City staff addressed concerns and/or discrepancies within the reports and made sure corrections were made at the early stages of the FY. **The capacity of utilization for shelter was approximately 83% (25,080 bed nights provided).**

In addition, City staff consulted with the CoC and attended meetings with various County subcommittees to discuss issues, concerns, and best practices for meeting the needs of the homeless population. Staff also formed an OC Collaborative consisting of neighboring jurisdictions receiving ESG funds (Anaheim, Santa Ana, Irvine, and the County of Orange) and established a shared Request for Proposal (RFP) that was utilized to fund service providers for program year 2021. The OC Collaborative created uniform ESG guidelines that are utilized amongst all service providers within the County. These guidelines include a homeless at-risk assessment and a homeless certification form. Creating these guidelines helped promote a cohesive effort between the neighboring Cities in addressing homelessness and also assisted service providers to stay compliant with HUD’s regulations.



## CR-75 – Expenditures

### 11. Expenditures

#### 11a. ESG Expenditures for Homelessness Prevention

|   | Dollar Amount of Expenditures in Program Year |                 |                 |
|---|---|-----------------|-----------------|
|   | 2019  | 2020            | 2021            |
| Expenditures for Rental Assistance  | \$7,499                                       | \$30,442        | \$13,475        |
| Expenditures for Housing Relocation and Stabilization Services - Financial Assistance | 0   | 0               | 0               |
| Expenditures for Housing Relocation & Stabilization Services - Services               | 0   | 0               | \$9,815         |
| Expenditures for Homeless Prevention under Emergency Shelter Grants Program           | 0   | 0               | 0               |
| <b>Subtotal Homelessness Prevention</b>   | <b>\$7,499</b>                                | <b>\$30,442</b> | <b>\$23,290</b> |

Table 25 – ESG Expenditures for Homelessness Prevention

#### 11b. ESG Expenditures for Rapid Re-Housing

|   | Dollar Amount of Expenditures in Program Year |                 |                 |
|---|---|-----------------|-----------------|
|   | 2019  | 2020            | 2021            |
| Expenditures for Rental Assistance  | \$31,615                                      | \$28,140        | \$24,000        |
| Expenditures for Housing Relocation and Stabilization Services - Financial Assistance | 0   | 0               | 0               |
| Expenditures for Housing Relocation & Stabilization Services - Services               | \$13,317                                      | \$6,635         | \$6,000         |
| Expenditures for Homeless Assistance under Emergency Shelter Grants Program           | 0   | 0               | 0               |
| <b>Subtotal Rapid Re-Housing</b>  | <b>\$44,932</b>                               | <b>\$34,775</b> | <b>\$30,000</b> |

Table 26 – ESG Expenditures for Rapid Re-Housing

#### 11c. ESG Expenditures for Emergency Shelter

|                    | Dollar Amount of Expenditures in Program Year |          |          |
|--------------------|---|----------|----------|
|                    | 2019  | 2020     | 2021     |
| Essential Services | \$50,427                                      | \$46,600 | \$54,474 |
| Operations         | \$21,839                                      | 0        | \$7,679  |
| Renovation         | 0   | 0        | 0        |
| Major Rehab        | 0   | 0        | 0        |
| Conversion         | 0   | 0        | 0        |

|                 |                 |                 |                 |
|-----------------|-----------------|-----------------|-----------------|
| <b>Subtotal</b> | <b>\$72,266</b> | <b>\$46,600</b> | <b>\$62,153</b> |
|-----------------|-----------------|-----------------|-----------------|

**Table 27 – ESG Expenditures for Emergency Shelter**

**11d. Other Grant Expenditures**

|                 | <b>Dollar Amount of Expenditures in Program Year</b> |             |             |
|-----------------|--|-------------|-------------|
|                 | <b>2019</b>  | <b>2020</b> | <b>2021</b> |
| Street Outreach | \$30,353   | \$50,000    | \$25,000    |
| HMIS            | \$5,332  | \$5,241     | \$25,000    |
| Administration  | \$10,353   | \$13,104    | \$12,985    |

**Table 28 - Other Grant Expenditures**

**11e. Total ESG Grant Funds**

| <b>Total ESG Funds Expended</b> | <b>2019</b> | <b>2020</b> | <b>2021</b> |
|---------------------------------|-------------|-------------|-------------|
|                                 | \$170,735   | \$180,162   | \$178,428   |

**Table 29 - Total ESG Funds Expended**

**11f. Match Source**

|                           | <b>2019</b>      | <b>2020</b>      | <b>2021</b>      |
|---------------------------|------------------|------------------|------------------|
| Other Non-ESG HUD Funds   | \$10,000         | 0                | \$25,000         |
| Other Federal Funds       | 0                | 0                | 0                |
| State Government          | \$90,830         | \$81,375         | \$60,000         |
| Local Government          | \$45,747         | \$55,241         | \$50,000         |
| Private Funds             | \$27,500         | 0                | \$32,153         |
| Other                     | 0                | \$30,442         | 0                |
| Fees                      | 0                | 0                | 0                |
| Program Income            | 0                | 0                | 0                |
| <b>Total Match Amount</b> | <b>\$174,077</b> | <b>\$167,058</b> | <b>\$167,153</b> |

**Table 30 - Other Funds Expended on Eligible ESG Activities**

**11g. Total**

| <b>Total Amount of Funds Expended on ESG Activities</b> | <b>2019</b> | <b>2020</b> | <b>2021</b> |
|---|-------------|-------------|-------------|
|   | \$344,812   | \$347,220   | \$345,581   |

**Table 31 - Total Amount of Funds Expended on ESG Activities**

**Attachment #1**

**FY 2021-2022 CAPER Public Participation**

**PUBLIC NOTICE  
CITY OF GARDEN GROVE  
2021-22 CONSOLIDATED ANNUAL PERFORMANCE  
AND EVALUATION REPORT (CAPER)**

The City of Garden Grove's (City) Community and Economic Development Department, in accordance with U.S. Department of Housing and Urban Development (HUD) regulations, has prepared its Draft FY 2021-22 Consolidated Annual Performance and Evaluation Report (CAPER). The report describes and assesses the housing, economic, and community development activities undertaken by the City over the period from July 1, 2021, through June 30, 2022.

**Opportunity for Public Review and Comment**

Public hearings are to be held in the Garden Grove Community Meeting Center located at 11300 Stanford Avenue, Garden Grove, California, 92840, and are scheduled as follows:

Garden Grove Neighborhood Improvement and Conservation Commission – **Monday, September 12, 2022, at 6:30 p.m.**

Garden Grove City Council – **Tuesday, September 27, 2022, at 6:30 p.m.**

From August 26, 2022 through September 27, 2022, the City's FY 2021-2022 CAPER will be available for public review at the following location:

Due to Covid-19, we are modifying our process for reviewing and providing comments for the FY 2021-2022 CAPER. Please visit <https://ggcity.org/neighborhood-improvement> to review the FY 2021-2022 CAPER, and please submit comments electronically to Timothy Throne at [timothyt@ggcity.org](mailto:timothyt@ggcity.org). Also, members of the public can address the Neighborhood Improvement and Conservation Commission and City Council during the public comment portion of the meetings. Face masks are not required at public meetings, however, the public is encouraged to wear face masks in City facilities. Please do not attend the meetings if you have had direct contact with someone who has tested positive for Covid-19, or if you are experiencing symptoms such as coughing, sneezing, fever, difficulty breathing or other flu-like symptoms.

The Community and Economic Development Department will accept written and verbal comments until 3:00 p.m. on September 27, 2022. Please direct any questions or comments to Timothy Throne, at (714) 741-5144 or by email at [timothyt@ggcity.org](mailto:timothyt@ggcity.org).

/s/ TERRI POMEROY, CMC  
City Clerk

Date: August X, 2022

Publish: August 26, 2022

**AVISO PÚBLICO  
CIUDAD DE GARDEN GROVE  
DESEMPEÑO ANUAL CONSOLIDADO E INFORME DE EVALUACIÓN  
(CAPER) 2021-22**

El Departamento de Desarrollo Económico y Comunitario de la Ciudad de Garden Grove (Ciudad), de acuerdo con las regulaciones del Departamento de Vivienda y Desarrollo Urbano de los EE. UU. (HUD, por sus siglas en inglés) ha preparado su Anteproyecto del Desempeño Anual Consolidado e Informe de Evaluación (CAPER, por sus siglas en inglés) del AF 2021-22. El informe describe y evalúa las actividades de vivienda, económicas, y de desarrollo comunitario realizadas por la Ciudad durante el periodo del 1 de julio de 2021 al 30 de junio de 2022.

**Oportunidad de Revisión y Comentarios Públicos**

Las audiencias públicas se llevarán a cabo en el Centro de Reuniones Comunitarias de Garden Grove ubicado en 11300 Stanford Avenue, Garden Grove, California, 92840, y están programadas de la siguiente manera:

**Comité de Conservación y Mejora del Vecindario de Garden Grove – Lunes 12 de septiembre de 2022, a las 6:30 p.m.**

**Ayuntamiento de Garden Grove – Martes 27 de septiembre de 2022, a las 6:30 p.m.**

Del 26 de agosto de 2022 al 27 de septiembre de 2022, el CAPER del AF 2021-2022 de la Ciudad estará disponible para revisión pública en la siguiente ubicación:

Debido al Covid-19, estamos modificando nuestro proceso de revisión y proporcionar observaciones para el CAPER del AF 2021-2022. Visite <https://ggcity.org/neighborhood-improvement> para revisar el CAPER del AF 2021-2022, y envíe sus comentarios electrónicamente a Timothy Throne a [timothy@ggcity.org](mailto:timothy@ggcity.org). También, los miembros del público pueden dirigirse a la Comisión de Conservación y Mejora de Vecindarios y el Ayuntamiento durante la parte de comentarios públicos de las reuniones. No se requieren cubrebocas en las reuniones públicas, sin embargo, se alienta al público a utilizar cubrebocas en las instalaciones de la Ciudad. No asista a las reuniones si ha tenido contacto directo con alguien que haya dado positivo por Covid-19, o si ha experimentado síntomas tales como tos, estornudos, fiebre, dificultad para respirar y otros síntomas de la gripe.

El Departamento de Desarrollo Económico y Comunitario aceptará comentarios escritos y orales hasta las 3:00 p.m. del 27 de septiembre de 2022. Por favor, dirija cualquier pregunta o comentario a Timothy Throne, al (714) 741-5144 o por correo electrónico a [timothy@ggcity.org](mailto:timothy@ggcity.org).

/s/ TERESA POMEROY, CMC  
Secretario de la Ciudad

Fecha: 19 de agosto de 2022

Publicar: 26 de agosto de 2022

**THÔNG BÁO**  
**THÀNH PHỐ GARDEN GROVE**  
**BÁO CÁO ĐÁNH GIÁ VÀ THÀNH TÍCH HỢP NHẤT**  
**HÀNG NĂM CAPER 2021-22 (CAPER)**

Thành phố Garden Grove, Ban Phát triển Kinh tế và Cộng đồng, theo quy định của Bộ Phát triển Đô thị và Nhà ở Hoa Kỳ (HUD), đã chuẩn bị Bản thảo Báo Cáo Đánh Giá và Thành Tích Hợp Nhất Hàng Năm CAPER 2021-22 (CAPER). Báo cáo mô tả và đánh giá các hoạt động phát triển nhà ở, kinh tế và cộng đồng do Thành phố thực hiện trong khoảng thời gian trong giai đoạn từ ngày 1 tháng Bảy, 2021 đến hết ngày 30 tháng Sáu, 2022.

**Cơ Hội Để Công Chúng Xem Duyệt Và Nhận Xét**

Phiên điều trần công khai sẽ được tổ chức tại Garden Grove Community Meeting Center, tọa lạc tại 11300 Stanford Avenue, Garden Grove, California, 92840 vào các ngày sau đây:

Ủy Ban Cải Thiện và Bảo Tồn Hàng Xóm (Neighborhood Improvement and Conservation Commission, NICC) vào **Thứ Hai, ngày 12 tháng Chín, 2022 lúc 6:30 chiều.**

Và buổi họp Hội Đồng Thành Phố Garden Grove vào ngày **Thứ Ba, 27 tháng Chín, 2022 lúc 6:30 chiều.**

Bản thảo CAPER niên khoá 2021-2022 sẽ có sẵn để công chúng nhận xét từ ngày 26 tháng Tám, 2022 đến ngày 27 tháng Chín, 2022 tại các địa điểm sau:

Do Covid-19, chúng tôi đang điều chỉnh quy trình để xem xét và thu nhận mọi ý kiến đóng góp liên quan đến kế hoạch này. Bản thảo CAPER niên khoá 2021-2022 sẽ có online để công chúng nhận xét tại <https://ggcity.org/neighborhood-improvement>. Vui lòng gửi những góp ý đến ông Timothy Throne tại email [timothyt@ggcity.org](mailto:timothyt@ggcity.org). Ngoài ra, thành viên trong cộng đồng có thể góp ý đến Ủy ban Cải thiện và Bảo Tồn Hàng Xóm và Hội đồng Thành phố trong phần bình luận công khai tại các cuộc họp. Không bắt buộc phải đeo khẩu trang tại các cuộc họp cộng đồng, tuy nhiên, công chúng được khuyến khích đeo khẩu trang tại các cơ sở của Thành phố. Vui lòng không tham dự các cuộc họp nếu quý vị đã tiếp xúc trực tiếp với người có kết quả xét nghiệm dương tính với Covid-19, hoặc nếu quý vị có các triệu chứng như ho, hắt hơi, sốt, khó thở hoặc các triệu chứng như bệnh cúm khác.

Các nhận xét bằng văn bản nên gửi đến sớm và không trễ hơn Thứ Ba, ngày 27 tháng Chín, 2022, lúc 3:00 giờ chiều đến Ban Phát triển Kinh tế và Cộng đồng. Vui lòng gửi câu hỏi hoặc góp ý về ông Timothy Throne, ở số (714) 741-5144 hoặc qua email [timothyt@ggcity.org](mailto:timothyt@ggcity.org).

/s/ TERRI POMEROY, CMC  
Thư Ký Thành Phố

Ngày: \_\_\_\_ tháng Tám, 2022

Ngày công bố: 26 tháng Tám, 2022

NOTICE AND CALL OF SPECIAL MEETING  
OF THE GARDEN GROVE  
NEIGHBORHOOD IMPROVEMENT AND CONSERVATION  
COMMISSION

NOTICE IS HEREBY GIVEN that a special meeting of the Garden Grove Neighborhood Improvement and Conservation Commission is hereby called to be held on Monday, September 26, 2022, at 6:30 p.m. in the Council Chamber, of the Garden Grove Community Meeting Center, 11300 Stanford Avenue, Garden Grove, CA 92840.

Said Special Meeting shall be held to discuss the attached Agenda.

DATED: September 14, 2022

A handwritten signature in blue ink, appearing to read "Eric Williams", written in a cursive style.

ERIC WILLIAMS  
CHAIR





NEIGHBORHOOD IMPROVEMENT  
AND CONSERVATION COMMISSION

SPECIAL MEETING

---

September 26, 2022

Council Chamber  
11300 Stanford Avenue

SPECIAL SESSION - 6:30 P.M. – Council Chamber

**Members of the public who wish to comment on matters before the Commission, in lieu of doing so in person, may submit comments by emailing [timothyt@ggcity.org](mailto:timothyt@ggcity.org) no later than 3:00 p.m. the day of the meeting. The comments will be provided to the Commission as part of the meeting record and will be uploaded to the City's website. COVID-19: Masks are not required, however, the public is encouraged to wear face masks in City facilities. Please do not attend this meeting if you have had direct contact with someone who has tested positive for COVID-19, or if you are experiencing symptoms such as coughing, sneezing, fever, difficulty breathing or other flu-like symptoms.**

Members of the public desiring to speak on any item of public interest, including any item on the agenda except Public Hearings, must do so during Oral Communications at the beginning of the meeting. Each speaker shall fill out a card stating name and address, to be presented to the Recording Secretary, and shall be limited to five (5) minutes. Members of the public wishing to address public hearing items shall do so at the time of the public hearing.

Any person requiring auxiliary aids and services due to a disability should contact the Neighborhood Improvement Office at (714) 741-5135 to arrange for special accommodations. (Government Code §5494.3.2)

All revised or additional documents and writings related to any items on the agenda, which are distributed to all or a majority of the Neighborhood Improvement and Conservation Commissioners within 72 hours of a meeting, shall be available for public inspection (1) at the Neighborhood Improvement Office during normal business hours; and (2) at the Council Chamber at the time of the meeting.

Agenda item descriptions are intended to give a brief, general description of the item to advise the public of the item's general nature. The Neighborhood Improvement and Conservation Commission may take legislative action it deems appropriate with respect to the item and is not limited to the recommended action indicated in staff reports or the agenda.



AGENDA  
NEIGHBORHOOD IMPROVEMENT  
AND CONSERVATION COMMISSION

SPECIAL MEETING

---

September 26, 2022

Council Chamber  
11300 Stanford Avenue

SPECIAL SESSION - 6:30 P.M. – Council Chamber

ROLL CALL: CHAIR WILLIAMS, VICE CHAIR GONZALEZ  
COMMISSIONERS BLACKMUN, CRAWFORD, HANSEN, RUBIN,  
TRAN

PLEDGE OF ALLEGIANCE TO THE FLAG OF THE UNITED STATES OF AMERICA

- A. ORAL COMMUNICATIONS – PUBLIC
- B. APPROVAL OF MINUTES: March 7, 2022
- C. MATTERS FROM STAFF
  - 1. PUBLIC HEARING – PRESENTATION OF THE FY 2021-22 CONSOLIDATION ANNUAL PERFORMANCE AND EVALUATION REPORT (CAPER) BY SENIOR PROGRAM SPECIALIST, TIMOTHY THRONE
- D. MATTERS FROM COMMISSIONERS
- E. ADJOURNMENT

The next Meeting of the Neighborhood Improvement and Conservation Commission will be a **Regular Meeting on Monday, December 5, 2022**, at 6:30 p.m., in the Council Chamber of the Community Meeting Center, 11300 Stanford Avenue, Garden Grove, CA.

AVISO Y CONVOCATORIA DE REUNIÓN ESPECIAL  
DE LA COMISIÓN DE MEJORAMIENTO Y CONSERVACIÓN DEL  
VECINDARIO DE GARDEN GROVE

POR MEDIO DE LA PRESENTE SE DA AVISO que se convoca a una reunión especial de la Comisión de Mejoramiento y Conservación de Vecindario de Garden Grove a celebrarse el lunes 26 de septiembre de 2022 a las 6:30 p.m. en la Cámara del Consejo, del Centro de Reuniones Comunitarias de Garden Grove, 11300 Stanford Avenue, Garden Grove, CA 92840.

Dicha Reunión Especial deberá ser llevada a cabo para discutir la Agenda adjunta.

FECHADO: 14 de septiembre de 2022



ERIC WILLIAMS, PRESIDENTE

NEIGHBORHOOD IMPROVEMENT  
AND CONSERVATION COMMISSION

SPECIAL MEETING

September 26, 2022

Council Chamber  
11300 Stanford Avenue

SPECIAL SESSION - 6:30 P.M. – Council Chamber

Members of the public who wish to comment on matters before the Commission, in lieu of doing so in person, may submit comments by emailing [timothy@ggcity.org](mailto:timothy@ggcity.org) no later than 3:00 p.m. the day of the meeting. The comments will be provided to the Commission as part of the meeting record and will be uploaded to the City's website. COVID-19: Masks are not required, however, the public is encouraged to wear face masks in City facilities. Please do not attend this meeting if you have had direct contact with someone who has tested positive for COVID 19, or if you are experiencing symptoms such as coughing, sneezing, fever, difficulty breathing or other flu-like symptoms.

Members of the public desiring to speak on any item of public interest, including any item on the agenda except Public Hearings, must do so during Oral Communications at the beginning of the meeting. Each speaker shall fill out a card stating name and address, to be presented to the Recording Secretary, and shall be limited to five (5) minutes. Members of the public wishing to address public hearing items shall do so at the time of the public hearing.

Any person requiring auxiliary aids and services due to a disability should contact the Neighborhood Improvement Office at (714) 741-5135 to arrange for special accommodations. (Government Code §5494.3.2)

All revised or additional documents and writings related to any items on the agenda, which are distributed to all or a majority of the Neighborhood Improvement and Conservation Commissioners within 72 hours of a meeting, shall be available for public inspection (1) at the Neighborhood Improvement Office during normal business hours; and (2) at the Council Chamber at the time of the meeting.

Agenda item descriptions are intended to give a brief, general description of the item to advise the public of the item's general nature. The Neighborhood Improvement and Conservation Commission may take legislative action it deems appropriate with respect to the item and is not limited to the recommended action indicated in staff reports or the agenda.

AGENDA  
NEIGHBORHOOD IMPROVEMENT  
AND CONSERVATION COMMISSION

SPECIAL MEETING

September 26, 2022

Council Chamber  
11300 Stanford Avenue

SPECIAL SESSION - 6:30 P.M. – Council Chamber

PLEDGE OF ALLEGIANCE TO THE FLAG OF THE UNITED STATES OF AMERICA  
ROLL CALL: CHAIR WILLIAMS, VICE CHAIR GONZALEZ,  
COMMISSIONERS BLACKMUN, CRAWFORD, HANSSSEN, RUBIN, TRAN

A. ORAL COMMUNICATIONS – PUBLIC

B. APPROVAL OF MINUTES; March 7, 2022

C. MATTERS FROM STAFF

1. PUBLIC HEARING – PRESENTATION OF THE FY 2021-22 CONSOLIDATION ANNUAL PERFORMANCE AND EVALUATION REPORT (CAPER) BY SENIOR PROGRAM SPECIALIST, TIMOTHY THRONE

D. MATTERS FROM COMMISSIONERS

E. ADJOURNMENT

The next Meeting of the Neighborhood Improvement and Conservation Commission will be a **Regular Meeting on Monday, December 5, 2022, at 6:30 p.m.**, in the Council Chamber of the Community Meeting Center, 11300 Stanford Avenue, Garden Grove, CA.

ỦY BAN BẢO TỒN VÀ CẢI THIẾN KHU DÂN CƯ THÀNH PHỐ  
GARDEN GROVE (GARDEN GROVE NEIGHBORHOOD  
IMPROVEMENT AND CONSERVATION COMMISSION) THÔNG  
BÁO MỞ CUỘC HỌP ĐẶC BIỆT

XIN THÔNG BÁO CHO CÔNG CHÚNG BIẾT RẰNG một cuộc họp đặc biệt của Ủy ban Bảo tồn và Cải thiện Khu Dân cư Garden Grove sẽ được tổ chức vào Thứ Hai, ngày 26 Tháng Chín, 2022, lúc 6:30 chiều, tại phòng 'Council Chamber', bên trong Garden Grove Community Meeting Center, tại địa chỉ 11300 Stanford Avenue, Garden Grove, CA 92840.

Buổi họp đặc biệt sẽ thảo luận chương trình nghị sự gửi kèm theo bản thông báo này.

NGÀY: 14 Tháng Chín, 2022



ERIC WILLIAMS  
CHAIR



NEIGHBORHOOD IMPROVEMENT  
AND CONSERVATION COMMISSION

SPECIAL MEETING

---

September 26, 2022

Council Chamber  
11300 Stanford Avenue

SPECIAL SESSION - 6:30 P.M. – Council Chamber

**Members of the public who wish to comment on matters before the Commission, in lieu of doing so in person, may submit comments by emailing [timothyt@ggcity.org](mailto:timothyt@ggcity.org) no later than 3:00 p.m. the day of the meeting. The comments will be provided to the Commission as part of the meeting record and will be uploaded to the City's website. COVID-19: Masks are not required, however, the public is encouraged to wear face masks in City facilities. Please do not attend this meeting if you have had direct contact with someone who has tested positive for COVID-19, or if you are experiencing symptoms such as coughing, sneezing, fever, difficulty breathing or other flu-like symptoms.**

Members of the public desiring to speak on any item of public interest, including any item on the agenda except Public Hearings, must do so during Oral Communications at the beginning of the meeting. Each speaker shall fill out a card stating name and address, to be presented to the Recording Secretary, and shall be limited to five (5) minutes. Members of the public wishing to address public hearing items shall do so at the time of the public hearing.

Any person requiring auxiliary aids and services due to a disability should contact the Neighborhood Improvement Office at (714) 741-5135 to arrange for special accommodations. (Government Code §5494.3.2)

All revised or additional documents and writings related to any items on the agenda, which are distributed to all or a majority of the Neighborhood Improvement and Conservation Commissioners within 72 hours of a meeting, shall be available for public inspection (1) at the Neighborhood Improvement Office during normal business hours; and (2) at the Council Chamber at the time of the meeting.

Agenda item descriptions are intended to give a brief, general description of the item to advise the public of the item's general nature. The Neighborhood Improvement and Conservation Commission may take legislative action it deems appropriate with respect to the item and is not limited to the recommended action indicated in staff reports or the agenda.



AGENDA  
NEIGHBORHOOD IMPROVEMENT  
AND CONSERVATION COMMISSION

SPECIAL MEETING

---

September 26, 2022

Council Chamber  
11300 Stanford Avenue

SPECIAL SESSION - 6:30 P.M. – Council Chamber

ROLL CALL: CHAIR WILLIAMS, VICE CHAIR GONZALEZ  
COMMISSIONERS BLACKMUN, CRAWFORD, HANSEN, RUBIN,  
TRAN

PLEDGE OF ALLEGIANCE TO THE FLAG OF THE UNITED STATES OF AMERICA

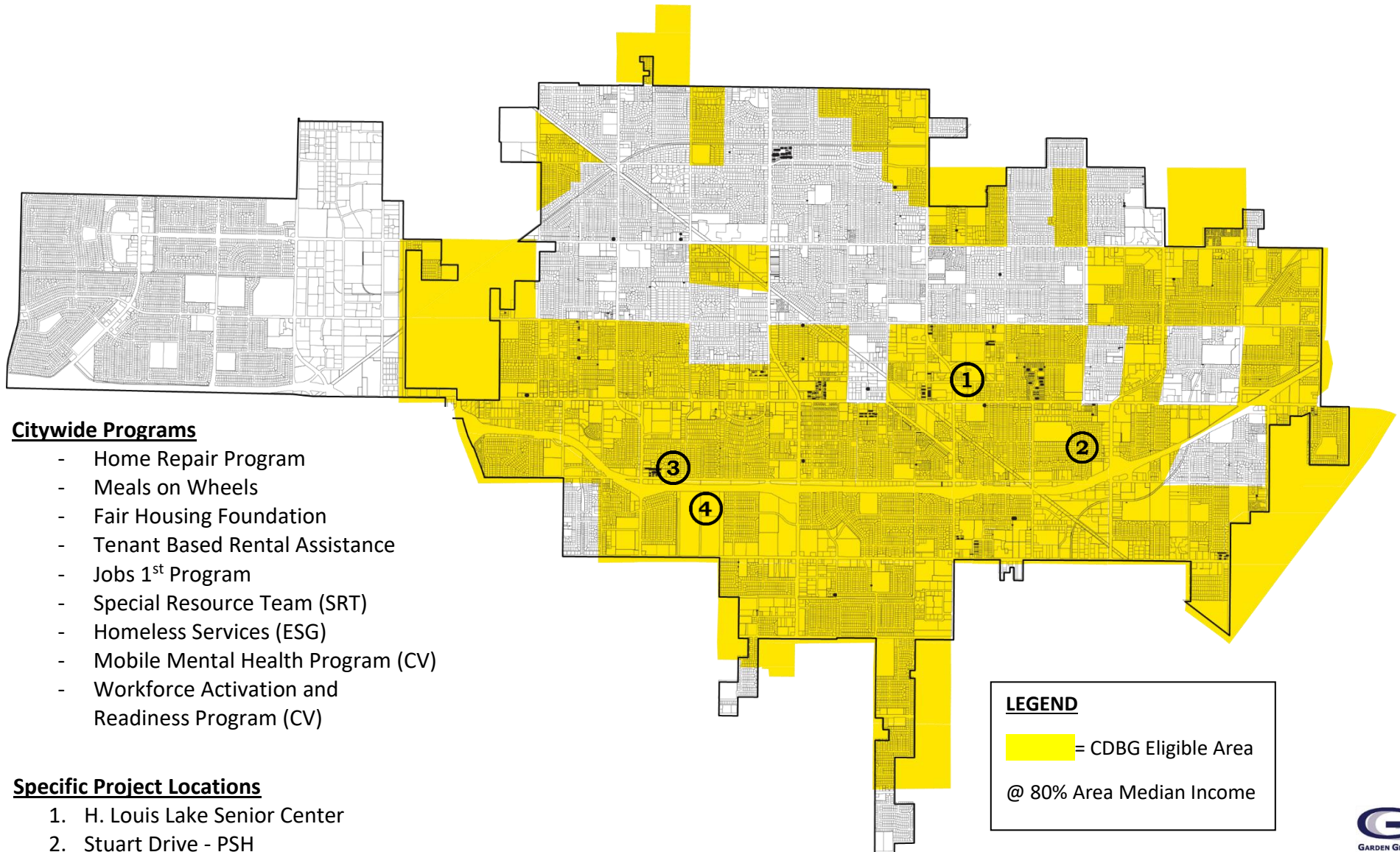
- A. ORAL COMMUNICATIONS – PUBLIC
- B. APPROVAL OF MINUTES: March 7, 2022
- C. MATTERS FROM STAFF
  - 1. PUBLIC HEARING – PRESENTATION OF THE FY 2021-22 CONSOLIDATION ANNUAL PERFORMANCE AND EVALUATION REPORT (CAPER) BY SENIOR PROGRAM SPECIALIST, TIMOTHY THRONE
- D. MATTERS FROM COMMISSIONERS
- E. ADJOURNMENT

The next Meeting of the Neighborhood Improvement and Conservation Commission will be a **Regular Meeting on Monday, December 5, 2022**, at 6:30 p.m., in the Council Chamber of the Community Meeting Center, 11300 Stanford Avenue, Garden Grove, CA.

**Attachment #2**

**FY 2021-2022 Project Locations Map**

# ATTACHMENT 2: FY 2021-22 Project Locations




## Citywide Programs

- Home Repair Program
- Meals on Wheels
- Fair Housing Foundation
- Tenant Based Rental Assistance
- Jobs 1<sup>st</sup> Program
- Special Resource Team (SRT)
- Homeless Services (ESG)
- Mobile Mental Health Program (CV)
- Workforce Activation and Readiness Program (CV)

## Specific Project Locations

1. H. Louis Lake Senior Center
2. Stuart Drive - PSH
3. Josephine/Acacia Storm Drain
4. Garden Grove Park Rehab. Project

### **LEGEND**

 = CDBG Eligible Area  
@ 80% Area Median Income



**Attachment #3**

**PR-26 – CDBG Financial Summary**



Office of Community Planning and Development  
 U.S. Department of Housing and Urban Development  
 Integrated Disbursement and Information System  
 PR26 - CDBG Financial Summary Report  
 Program Year 2021  
 GARDEN GROVE , CA

DATE: 08-25-22  
 TIME: 12:10  
 PAGE: 1

PART I: SUMMARY OF CDBG RESOURCES

|   |              |
|---|--------------|
| 01 UNEXPENDED CDBG FUNDS AT END OF PREVIOUS PROGRAM YEAR  | 0.00         |
| 02 ENTITLEMENT GRANT                                      | 2,030,654.00 |
| 03 SURPLUS URBAN RENEWAL                                  | 0.00         |
| 04 SECTION 108 GUARANTEED LOAN FUNDS                      | 0.00         |
| 05 CURRENT YEAR PROGRAM INCOME                            | 0.00         |
| 05a CURRENT YEAR SECTION 108 PROGRAM INCOME (FOR SI TYPE) | 0.00         |
| 06 FUNDS RETURNED TO THE LINE-OF-CREDIT                   | 0.00         |
| 06a FUNDS RETURNED TO THE LOCAL CDBG ACCOUNT              | 0.00         |
| 07 ADJUSTMENT TO COMPUTE TOTAL AVAILABLE                  | 0.00         |
| 08 TOTAL AVAILABLE (SUM, LINES 01-07)                     | 2,030,654.00 |

PART II: SUMMARY OF CDBG EXPENDITURES

|  |              |
|--|--------------|
| 09 DISBURSEMENTS OTHER THAN SECTION 108 REPAYMENTS AND PLANNING/ADMINISTRATION | 2,261,834.97 |
| 10 ADJUSTMENT TO COMPUTE TOTAL AMOUNT SUBJECT TO LOW/MOD BENEFIT               | 0.00         |
| 11 AMOUNT SUBJECT TO LOW/MOD BENEFIT (LINE 09 + LINE 10)                       | 2,261,834.97 |
| 12 DISBURSED IN IDIS FOR PLANNING/ADMINISTRATION                               | 391,487.39   |
| 13 DISBURSED IN IDIS FOR SECTION 108 REPAYMENTS                                | 0.00         |
| 14 ADJUSTMENT TO COMPUTE TOTAL EXPENDITURES                                    | 0.00         |
| 15 TOTAL EXPENDITURES (SUM, LINES 11-14)                                       | 2,653,322.36 |
| 16 UNEXPENDED BALANCE (LINE 08 - LINE 15)                                      | (622,668.36) |

PART III: LOWMOD BENEFIT THIS REPORTING PERIOD

|  |              |
|--|--------------|
| 17 EXPENDED FOR LOW/MOD HOUSING IN SPECIAL AREAS | 0.00         |
| 18 EXPENDED FOR LOW/MOD MULTI-UNIT HOUSING       | 0.00         |
| 19 DISBURSED FOR OTHER LOW/MOD ACTIVITIES        | 2,261,834.97 |
| 20 ADJUSTMENT TO COMPUTE TOTAL LOW/MOD CREDIT    | 0.00         |
| 21 TOTAL LOW/MOD CREDIT (SUM, LINES 17-20)       | 2,261,834.97 |
| 22 PERCENT LOW/MOD CREDIT (LINE 21/LINE 11)      | 100.00%      |

LOW/MOD BENEFIT FOR MULTI-YEAR CERTIFICATIONS

|   |             |
|---|-------------|
| 23 PROGRAM YEARS(PY) COVERED IN CERTIFICATION                         | PY: PY: PY: |
| 24 CUMULATIVE NET EXPENDITURES SUBJECT TO LOW/MOD BENEFIT CALCULATION | 0.00        |
| 25 CUMULATIVE EXPENDITURES BENEFITING LOW/MOD PERSONS                 | 0.00        |
| 26 PERCENT BENEFIT TO LOW/MOD PERSONS (LINE 25/LINE 24)               | 0.00%       |

PART IV: PUBLIC SERVICE (PS) CAP CALCULATIONS

|   |              |
|---|--------------|
| 27 DISBURSED IN IDIS FOR PUBLIC SERVICES                        | 297,939.15   |
| 28 PS UNLIQUIDATED OBLIGATIONS AT END OF CURRENT PROGRAM YEAR   | 0.00         |
| 29 PS UNLIQUIDATED OBLIGATIONS AT END OF PREVIOUS PROGRAM YEAR  | 0.00         |
| 30 ADJUSTMENT TO COMPUTE TOTAL PS OBLIGATIONS                   | 0.00         |
| 31 TOTAL PS OBLIGATIONS (LINE 27 + LINE 28 - LINE 29 + LINE 30) | 297,939.15   |
| 32 ENTITLEMENT GRANT  | 2,030,654.00 |
| 33 PRIOR YEAR PROGRAM INCOME                                    | 0.00         |
| 34 ADJUSTMENT TO COMPUTE TOTAL SUBJECT TO PS CAP                | 0.00         |
| 35 TOTAL SUBJECT TO PS CAP (SUM, LINES 32-34)                   | 2,030,654.00 |
| 36 PERCENT FUNDS OBLIGATED FOR PS ACTIVITIES (LINE 31/LINE 35)  | 14.67%       |

PART V: PLANNING AND ADMINISTRATION (PA) CAP

|  |              |
|--|--------------|
| 37 DISBURSED IN IDIS FOR PLANNING/ADMINISTRATION               | 391,487.39   |
| 38 PA UNLIQUIDATED OBLIGATIONS AT END OF CURRENT PROGRAM YEAR  | 0.00         |
| 39 PA UNLIQUIDATED OBLIGATIONS AT END OF PREVIOUS PROGRAM YEAR | 0.00         |
| 40 ADJUSTMENT TO COMPUTE TOTAL PA OBLIGATIONS                  | 0.00         |
| 41 TOTAL PA OBLIGATIONS (LINE 37 + LINE 38 - LINE 39 +LINE 40) | 391,487.39   |
| 42 ENTITLEMENT GRANT   | 2,030,654.00 |
| 43 CURRENT YEAR PROGRAM INCOME                                 | 0.00         |
| 44 ADJUSTMENT TO COMPUTE TOTAL SUBJECT TO PA CAP               | 0.00         |
| 45 TOTAL SUBJECT TO PA CAP (SUM, LINES 42-44)                  | 2,030,654.00 |
| 46 PERCENT FUNDS OBLIGATED FOR PA ACTIVITIES (LINE 41/LINE 45) | 19.28%       |



Office of Community Planning and Development  
 U.S. Department of Housing and Urban Development  
 Integrated Disbursement and Information System  
 PR26 - CDBG Financial Summary Report  
 Program Year 2021  
 GARDEN GROVE , CA

DATE: 08-25-22  
 TIME: 12:10  
 PAGE: 2

LINE 17 DETAIL: ACTIVITIES TO CONSIDER IN DETERMINING THE AMOUNT TO ENTER ON LINE 17

Report returned no data.

LINE 18 DETAIL: ACTIVITIES TO CONSIDER IN DETERMINING THE AMOUNT TO ENTER ON LINE 18

Report returned no data.

LINE 19 DETAIL: ACTIVITIES INCLUDED IN THE COMPUTATION OF LINE 19

| Plan Year | IDIS Project | IDIS Activity | Voucher Number | Activity Name                | Matrix Code | National Objective | Drawn Amount   |
|-----------|--------------|---------------|----------------|------------------------------|-------------|--------------------|----------------|
| 2020      | 13           | 710           | 6583097        | CDBG - GG Park Rehab         | 03F         | LMA                | \$32,908.52    |
| 2020      | 13           | 710           | 6617366        | CDBG - GG Park Rehab         | 03F         | LMA                | \$328,000.00   |
|           |              |               |                |                              | 03F         | Matrix Code        | \$360,908.52   |
| 2021      | 5            | 723           | 6583097        | Josephine Acacia Storm Drain | 03I         | LMA                | \$35,863.48    |
| 2021      | 5            | 723           | 6617366        | Josephine Acacia Storm Drain | 03I         | LMA                | \$55,389.11    |
| 2021      | 5            | 723           | 6639899        | Josephine Acacia Storm Drain | 03I         | LMA                | \$103,834.91   |
|           |              |               |                |                              | 03I         | Matrix Code        | \$195,087.50   |
| 2020      | 12           | 709           | 6513509        | CDBG - Maureen Drive Rehab   | 03K         | LMA                | \$976,746.47   |
|           |              |               |                |                              | 03K         | Matrix Code        | \$976,746.47   |
| 2020      | 19           | 713           | 6513509        | CDBG - Senior Center         | 05A         | LMC                | \$20,280.45    |
| 2020      | 19           | 714           | 6513509        | CDBG - Meals on Wheels       | 05A         | LMC                | \$10,000.00    |
| 2021      | 4            | 732           | 6583097        | CDBG - Meals on Wheels       | 05A         | LMC                | \$5,000.00     |
| 2021      | 4            | 732           | 6617366        | CDBG - Meals on Wheels       | 05A         | LMC                | \$5,000.00     |
| 2021      | 4            | 732           | 6639899        | CDBG - Meals on Wheels       | 05A         | LMC                | \$5,000.00     |
| 2021      | 4            | 733           | 6583097        | CDBG - Senior Center         | 05A         | LMC                | \$48,816.50    |
| 2021      | 4            | 733           | 6617366        | CDBG - Senior Center         | 05A         | LMC                | \$68,446.40    |
| 2021      | 4            | 733           | 6639899        | CDBG - Senior Center         | 05A         | LMC                | \$13,103.80    |
|           |              |               |                |                              | 05A         | Matrix Code        | \$175,647.15   |
| 2021      | 4            | 734           | 6583097        | CDBG - Special Resource Team | 05Z         | LMA                | \$8,846.40     |
| 2021      | 4            | 734           | 6617366        | CDBG - Special Resource Team | 05Z         | LMA                | \$98,310.48    |
| 2021      | 4            | 734           | 6639899        | CDBG - Special Resource Team | 05Z         | LMA                | \$15,135.12    |
|           |              |               |                |                              | 05Z         | Matrix Code        | \$122,292.00   |
| 2020      | 22           | 711           | 6513509        | CDBG - Home Repair Program   | 14A         | LMH                | \$8,820.00     |
| 2020      | 22           | 722           | 6513509        | CDBG - Senior Grant Program  | 14A         | LMH                | \$10,545.00    |
| 2021      | 6            | 736           | 6583097        | CDBG - Home Repair Program   | 14A         | LMH                | \$8,500.00     |
| 2021      | 6            | 736           | 6617366        | CDBG - Home Repair Program   | 14A         | LMH                | \$41,130.52    |
| 2021      | 6            | 736           | 6639899        | CDBG - Home Repair Program   | 14A         | LMH                | \$26,110.16    |
|           |              |               |                |                              | 14A         | Matrix Code        | \$95,105.68    |
| 2021      | 7            | 735           | 6583097        | CDBG - Jobs 1st Program      | 18A         | LMJ                | \$134,687.63   |
| 2021      | 7            | 735           | 6617366        | CDBG - Jobs 1st Program      | 18A         | LMJ                | \$114,250.00   |
| 2021      | 7            | 735           | 6639899        | CDBG - Jobs 1st Program      | 18A         | LMJ                | \$87,110.02    |
|           |              |               |                |                              | 18A         | Matrix Code        | \$336,047.65   |
| Total     |              |               |                |                              |             |                    | \$2,261,834.97 |

LINE 27 DETAIL: ACTIVITIES INCLUDED IN THE COMPUTATION OF LINE 27

| Plan Year | IDIS Project | IDIS Activity | Voucher Number | Activity to prevent, prepare for, and respond to Coronavirus | Activity Name  | Grant Number | Fund Type | Matrix Code | National Objective | Drawn Amount |
|-----------|--------------|---------------|----------------|--|--|--------------|-----------|-------------|--------------------|--------------|
| 2020      | 19           | 713           | 6513509        | No   | CDBG - Senior Center   | B20MC060505  | EN        | 05A         | LMC                | \$20,280.45  |
| 2020      | 19           | 714           | 6513509        | No   | CDBG - Meals on Wheels                                       | B20MC060505  | EN        | 05A         | LMC                | \$10,000.00  |
| 2021      | 4            | 732           | 6583097        | No   | CDBG - Meals on Wheels                                       | B21MC060505  | EN        | 05A         | LMC                | \$5,000.00   |
| 2021      | 4            | 732           | 6617366        | No   | CDBG - Meals on Wheels                                       | B21MC060505  | EN        | 05A         | LMC                | \$5,000.00   |
| 2021      | 4            | 732           | 6639899        | No   | CDBG - Meals on Wheels                                       | B21MC060505  | EN        | 05A         | LMC                | \$5,000.00   |
| 2021      | 4            | 733           | 6583097        | No   | CDBG - Senior Center   | B21MC060505  | EN        | 05A         | LMC                | \$48,816.50  |
| 2021      | 4            | 733           | 6617366        | No   | CDBG - Senior Center   | B21MC060505  | EN        | 05A         | LMC                | \$68,446.40  |
| 2021      | 4            | 733           | 6639899        | No   | CDBG - Senior Center   | B21MC060505  | EN        | 05A         | LMC                | \$13,103.80  |
|           |              |               |                |  |  |              |           | 05A         | Matrix Code        | \$175,647.15 |
| 2021      | 4            | 734           | 6583097        | No   | CDBG - Special Resource Team                                 | B21MC060505  | EN        | 05Z         | LMA                | \$8,846.40   |
| 2021      | 4            | 734           | 6617366        | No   | CDBG - Special Resource Team                                 | B21MC060505  | EN        | 05Z         | LMA                | \$98,310.48  |
| 2021      | 4            | 734           | 6639899        | No   | CDBG - Special Resource Team                                 | B21MC060505  | EN        | 05Z         | LMA                | \$15,135.12  |
|           |              |               |                |  |  |              |           | 05Z         | Matrix Code        | \$122,292.00 |
|           |              |               |                | No   | Activity to prevent, prepare for, and respond to Coronavirus |              |           |             |                    | \$297,939.15 |
| Total     |              |               |                |  |  |              |           |             |                    | \$297,939.15 |

LINE 37 DETAIL: ACTIVITIES INCLUDED IN THE COMPUTATION OF LINE 37



Office of Community Planning and Development  
 U.S. Department of Housing and Urban Development  
 Integrated Disbursement and Information System  
 PR26 - CDBG Financial Summary Report  
 Program Year 2021  
 GARDEN GROVE , CA

DATE: 08-25-22  
 TIME: 12:10  
 PAGE: 3

| Plan Year | IDIS Project | IDIS Activity | Voucher Number | Activity Name                  | Matrix Code | National Objective | Drawn Amount |
|-----------|--------------|---------------|----------------|--------------------------------|-------------|--------------------|--------------|
| 2020      | 8            | 706           | 6513509        | CDBG - Administration          | 21A         |                    | \$99,730.48  |
| 2021      | 2            | 729           | 6617366        | CDBG - Administration          | 21A         |                    | \$220,151.58 |
| 2021      | 2            | 729           | 6639899        | CDBG - Administration          | 21A         |                    | \$19,268.55  |
|           |              |               |                |                                | 21A         | Matrix Code        | \$339,150.61 |
| 2021      | 2            | 731           | 6583097        | CDBG - Indirect Costs          | 21B         |                    | \$8,758.32   |
| 2021      | 2            | 731           | 6617366        | CDBG - Indirect Costs          | 21B         |                    | \$8,758.32   |
| 2021      | 2            | 731           | 6639899        | CDBG - Indirect Costs          | 21B         |                    | \$4,379.16   |
|           |              |               |                |                                | 21B         | Matrix Code        | \$21,895.80  |
| 2020      | 8            | 707           | 6513509        | CDBG - Fair Housing Foundation | 21D         |                    | \$2,107.31   |
| 2021      | 2            | 730           | 6583097        | CDBG - Fair Housing Foundation | 21D         |                    | \$5,742.88   |
| 2021      | 2            | 730           | 6617366        | CDBG - Fair Housing Foundation | 21D         |                    | \$19,116.92  |
| 2021      | 2            | 730           | 6639899        | CDBG - Fair Housing Foundation | 21D         |                    | \$3,473.87   |
|           |              |               |                |                                | 21D         | Matrix Code        | \$30,440.98  |
| Total     |              |               |                |                                |             |                    | \$391,487.39 |

## **Attachment #4**

### **HOME Monitoring Protocols**

## **ATTACHMENT 4: HOME Monitoring Protocols**

This attachment to the City of Garden Grove's (City) Monitoring Plan is prepared to establish protocols for monitoring HOME Investment Partnerships Act (HOME) assisted rental housing projects. The City is responsible to the U.S. Department of Housing and Urban Development (HUD) for monitoring HOME-assisted rental projects throughout the period of affordability to ensure that HOME-assisted rental projects are monitored adequately for continued compliance with federal and state regulations. Monitoring guidelines are intended to assist City monitoring staff in making informed judgments about asset management, HOME Investment Partnerships Act (HOME) Program compliance and management efficiency of HOME-assisted rental projects.

The primary document used to monitor projects is the Regulatory Agreement. An exhibit of the Affordable Housing Agreement (AHA) or the Disposition and Development Agreement (DDA), a Regulatory Agreement is executed by the owner and the City or the City's Redevelopment Agency (Agency) and recorded as a lien on the project in the official records of Orange County.

### **The Monitoring Process**

Monitoring of HOME-assisted housing developments will be scheduled following the annual publication of HOME Investment Partnerships Act (HOME) rents and income limits by the U.S. Department of Housing and Urban Development (HUD), which typically occurs between March and May. Monitoring will occur at two levels:

- Annually, a desk audit will be performed wherein the owner/property manager will submit information certifying household sizes, household incomes and rents for all HOME-restricted units; and
- Periodically, an on-site visit will be conducted, which will include a property inspection and an in-depth review of all the HOME and federal cross-cutting requirements, e.g., affirmative marketing and tenant selection procedures,

On-site monitoring will occur whenever developments are inspected to ensure compliance with the City's property standards. While the City has the prerogative to monitor on-site more frequently, especially if a project is at risk because of outstanding findings or insufficient capacity, inspections and site visits will typically occur in accordance with the HOME Final Rule at 24 CFR 92.504(d):

| Total No. of Units | Minimum Schedule |
|--------------------|------------------|
| 1 – 4 units        | every 3 years    |
| 5 – 25 units       | every 2 years    |
| 26+ units          | annually         |

The following steps are to be taken when conducting a **desk audit**:

1. A monitoring letter (*Exhibit 1: Annual Monitoring Letter*) will be sent to the Owner/Property Manager transmitting the project's Annual Compliance Report and certification and recertification forms along with the new HOME rents, income limits, Garden Grove Housing Authority utility allowance schedule and a form for calculating HOME rents.
2. The Owner/Property Manager is to submit the new rent schedule and the completed Annual Compliance Report (*Exhibit 2: Project Compliance Report*) accompanied by income certification or recertification forms (*Exhibit 3: Tenant Income Certification/Recertification Form*) for each household occupying a HOME-designated unit.
3. A *Monitoring Summary* letter will be provided to the Owner/Property Manager that serves as the formal notification of the results of the monitoring. All negative conclusions will be considered a finding or concern with a specific required corrective action. A copy is retained in the Project monitoring file.
  - A "finding" is a deficiency in project performance evidencing an unmet statutory or regulatory requirement.
  - A "concern" relates to project performance requiring improvement before becoming a finding.
4. The Owner/Property Manager is to provide a written response within 30 days of the date of the Monitoring Summary letter.

5. Upon completion of all corrective actions, a letter is sent to the Owner/Property Manager stating that the monitoring findings and concerns have been closed. A copy is retained in the Project monitoring file.

The following steps are to be taken when monitoring ***on-site***:

1. A pre-monitoring letter (*Exhibit 1.1: Monitoring Letter-Site Visitation*) will be sent to the Owner and property manager at least two weeks in advance of the monitoring visit. The letter will detail the salient terms of the Project's Regulatory Agreement that will be the source of monitoring and provide the Owner/Property Manager with the new HOME rents, income limits, Garden Grove Housing Authority utility allowance schedule and a form for calculating HOME rents.
2. Upon arrival, an entrance interview will be conducted to make sure that the owner and/or manager thoroughly understand the purpose, scope and schedule for the monitoring.
3. A detailed record will be prepared of information reviewed and conversations held with the Owner/Property Manager during the monitoring visit, using a checklist (*Exhibit 4: File Checklist*) and questionnaire (*Exhibit 4.1: Monitoring Questionnaire*) of HOME Program requirements. The information gathered will serve as a basis for conclusions to be included in the Monitoring Summary letter and follow-up.
4. After the monitoring visit, a *Monitoring Summary letter* will be forwarded to the Owner/ Property Manager that serves as the formal notification of the results of the monitoring. All negative conclusions will be considered a finding or concern with a specific required corrective action. If relevant, the letter may stipulate steps initiated by the Owner/Property Manager to correct areas of noncompliance or nonperformance. A copy will be retained in the Project monitoring file.
  - A "finding" is a deficiency in project performance evidencing an unmet statutory or regulatory requirement.
  - A "concern" relates to project performance requiring improvement before becoming a finding.



5. The Owner/Property Manager is to provide a written response within 30 days of the date of the Monitoring Summary letter.
6. Upon completion of all corrective actions, a letter is sent to the Owner/Property Manager stating that the monitoring findings and concerns have been closed. A copy is retained in the Project monitoring file.

## **Monitoring files**

The City's monitoring files will contain the following documents per project per year:

1. Copies of monitoring checklists and forms;
2. Copy of the Regulatory Agreement and Promissory Note;
3. Copy of monitoring letters to the Owner/Property Manager (Summary letter and Clearance letter);
4. Copies of the project's Management Plan;
5. Copy of rent roll information submitted by the Owner/Property Manager;
6. Copy of the project's residential lease;
7. Utility Allowance schedules;
8. If applicable, reports to confirm the owner's compliance with lead-based paint requirements;
9. Reports of property and unit inspections;
10. Project Compliance Reports submitted by the Owner/Property Manager;
11. Copy of tenant certification /recertification forms
12. Confirmation of insurance coverage submitted by the property owner or management agent;
13. Confirmation of affirmative marketing compliance for projects with 5 or more HOME-assisted units;
14. Current claim for property tax exemption\*;
15. Independent Copy of Residual Receipts Report; and
16. Audit\*.

*\*Required for a Community Housing Development Organization (CHDO) only.*

## **On-Site Monitoring**

The City will conduct periodic on-site reviews of each HOME-assisted rental project to verify the following:

### 1. Continued *income* eligibility

- The City will ascertain if the owner is correctly calculating income using the 24 CFR Part 5 definition, inclusive of asset calculations and use of appropriate verification forms, and if households are low-income or very low-income.
- The City will also review tenant files to determine if the Owner/Property Manager annually re-certifies the income of each household occupying a HOME-assisted unit, and that the tenancy still meets the HOME income requirements. Though not a HOME requirement, the recertification should commence 120 days before the anniversary date and should be completed by the tenant's recertification anniversary date.

### 2. Continued *occupancy* eligibility

- For projects with five or more HOME-assisted units, a minimum of 20% of HOME-assisted units must continue to be occupied by very low-income households paying low HOME rents for the term of affordability, in accordance with the income limits published annually by HUD.

### 3. HOME *Rents*

- Maximum monthly rents of HOME-assisted units may not exceed Low HOME and High HOME rent limits as published annually by HUD. HOME rents include a tenant utility allowance generally provided by the local housing authority.
- When tenants receive additional subsidy through tenant-based rental assistance programs such as Section 8, additional requirements apply. Under the HOME Program, the total gross rent (for tenants receiving Section 8 assistance) includes the tenant's share of rent, the subsidy payment, *and the utility allowance*. The total of these three amounts can not exceed the allowable HOME rent. Any issues of non-compliance must be corrected by the Owner/ Property Manager by reducing the gross rent (tenant share, subsidy, and utility allowance) to the allowable HOME rent effective the next interim or annual recertification.

- Very low-income residents receiving project-based rental subsidies are subject to rents allowable under the federal or State project-based rental subsidy program, not the HOME rent limits.

#### 4 Rents for *over-income tenants*

- Over-income tenants (those with incomes over 80% of the area median) in HOME-assisted fixed units must pay the lesser of the amount payable by the tenant under State or local law (rent control) or 30% of the household's adjusted income for rent. There is no rent cap for "fixed" units.
- Over-income tenants in HOME-assisted floating units must pay 30% of their adjusted income for rent. However, the rent may not exceed the market rent for comparable, unassisted units in the neighborhood.

#### 5. Property Standards

- The Final Rule allows for inspection, using Housing Quality Standards at 24 CFR 982.201, of a sufficient sample of HOME-assisted units in a multi-family development, rather than inspection of each and every HOME-assisted unit in the development. The City will inspect 15 to 20 percent of the HOME-assisted units in a project including a minimum of one unit in every building. If consistent compliance problems are found, more units should be inspected.
- Housing Quality Standards at 24 CFR 982.201 will be the code used to inspect rental units. A separate inspection checklist will be completed for each HOME-assisted unit (Exhibit 5: HQS Inspection form).

#### 6. Affirmative Marketing

- Owners/Property Managers of Developments with five or more HOME-Assisted Units are required to maintain an Affirmative Marketing Plan (Exhibit 6: Affirmative Marketing/Fair Housing Marketing Report and Exhibit 6.1: Race and Ethnic Data Reporting Form) and to implement the following affirmative marketing procedures in marketing the development:

- Advertisements placed in newspapers with the broadest possible circulation, including foreign language newspapers in areas with a high percentage of non-English speaking residents.
- Place the Fair Housing logo on all advertisements and marketing materials.
- Prominently display Fair Housing posters at rental offices.

## 7. Tenant Protection Provisions

### a. Project Lease

The HOME Final Rule 24 CFR 92.253 (a) states that the “Lease between a tenant and an owner of rental housing assisted with HOME funds must be for not less than one year, unless by mutual agreement between the tenant and owner.”

- The City will verify that the sample lease does not include any of the following lease provisions (Exhibit 7: Illegal Lease Provisions) are prohibited under the HOME Final Rule at 24 CFR 92.253(b):

- i. Agreement by tenant to be sued, to admit guilt, or to a judgment in favor of the owner in a lawsuit in connection with the lease.*
- ii. Agreement by tenant that owner may take, hold or sell personal property of household members without notice to the tenant and a court decision on the rights of the parties. This prohibition, however, does not apply to an agreement by the tenant concerning disposition of personal property remaining in the housing unit after the tenant has moved out of the unit. The owner must dispose of this personal property in accordance with State law.*
- iii. Agreement by tenant not to hold the owner or the owner’s agents legally responsible for any action or failure to act, whether intentional or negligent*
- iv. Agreement of the tenant that the owner may institute a lawsuit without notice to tenant.*
- v. Agreement by tenant that the owner may evict tenant or household members without instituting a civil court proceeding in which the tenant has the opportunity to present a defense, or before a court decision on the rights of the parties.*
- vi. Agreement by tenant to waive any right to a trial by jury.*
- vii. Agreement by tenant to waive tenant’s right to appeal, or to otherwise challenge in court, a court decision in connection with the lease.*
- viii. Agreement by tenant to pay attorney’s fees or other legal costs even if the tenant wins in a court proceeding by the*

*owner against the tenant. The tenant, however, may be obligated to pay costs if the tenant loses.*

b. Tenant Selection;

Under 24 CFR 92.253 (d), an owner of rental housing assisted with HOME funds must adopt written tenant selection policies and criteria that:

- Are consistent with the purpose of providing housing for very low-income and low-income families;
- Are reasonably related to program eligibility and the applicants' ability to perform the obligations of the lease;
- Provide for the selection of tenants from a written waiting list in the chronological order of their application, insofar as is practicable;
- Give prompt written notification to any rejected applicant of the grounds for any rejection.

The City will review the Owner's tenant selection plan to ensure that tenants are selected for occupancy in accordance with HOME regulations and established management policies. The selection plan should include:

- Citizenship/immigration status requirements. The owner should describe how citizenship/immigration requirements are implemented. Currently, there are no HOME restrictions on the use of assisted housing by non-citizens.
- Social Security number requirements. Requirements for providing SSNs, allowing extended time to provide proof of SSNs and procedures used when an individual has no SSN, must be described.
- Procedures for taking applications and selecting from the waiting list, such as the following:
  - Selection of tenants must be based on order of application.
  - The plan must include policies for notification to tenant applicants of eligibility for residency, and based on turnover history for units in the development, the approximate date when a unit may be available.

- The plan description must include maintenance of a waiting list of applicant households eligible to occupy assisted units and units designated for various income levels, and the methods of advertising used to announce opening and closing of the waiting list.
- The plan must define each preference adopted for use in the property and any rating, ranking, or combining of the preferences the owner has established that will affect the order in which applicants are selected from the waiting list. The plan should also describe the acceptable sources of information to verify the qualification for preferences.
- The plan must describe the procedures used by the owner to meet the income targeting requirements.
- Policy for opening, closing and maintaining the waiting list.

## **APPENDIX**

---

**Exhibit 1: Sample Annual Monitoring Letter**

**Exhibit 1.1: Sample Annual Monitoring Letter – Site Visitation**

**Exhibit 2: Project Compliance Certification**

**Exhibit 2.1: Project Compliance Report**

**Exhibit 3: Tenant Income Certification**

**Exhibit 3.1: Tenant Income Recertification**

**Exhibit 4: File Checklist**

**Exhibit 4.1: Monitoring Questionnaire**

**Exhibit 5: Housing Quality Standards (HQS) Form**

**Exhibit 6: Affirmative Marketing/Fair Housing Marketing Report**

**Exhibit 6.1: Race and Ethnic Data Reporting Form**

**Exhibit 7: Illegal Lease Provisions**

Exhibit 1: Sample Annual Monitoring Letter

-----, 200-

**[Developer Name  
Address]**

**SUBJECT: MONITORING OF [Project name]**

Dear -----:

As you may know, development of the **[Project name]** included the use of federal HOME Investment Partnerships Act (HOME) funds from the City of Garden Grove (City). As a consequence, the City is required to annually monitor the project. This letter serves to transmit the following information you are to submit to the City within 30 days of this letter:

- Project Compliance Report;
- Certificate of Continuing Project Compliance; and
- Tenant Certification/Recertification Forms.

Within 30 days receipt of the aforementioned documents, the City will notify you in writing of the results of the monitoring and set forth any findings or concerns the a timeframe for a written response and corrective action.

This letter further serves to relay the following attachments for your use:

- Copy of the Regulatory Agreement;
- HOME Rent Limits
- Utility Allowance
- HOME Rent Calculation Form

Please direct your questions or comments to Michael Salazar at (714) 741-5144 or via e-mail at [msalazar@garden-grove.org](mailto:msalazar@garden-grove.org).

Sincerely,

Susan Emery, Director  
Community Development Department

cc: **[Property Manager]**

Attachments:  
Certificate of Continuing Project Compliance

(P:\Neigh-Im\HUD Admin\HOME\HOME Monitoring Protocol Exhibit II)



Compliance Report  
Certification/Recertification Forms  
HOME Rent Limits  
Utility Allowance  
HOME Rent Calculation Form

## Exhibit 1.1: Sample Monitoring Letter-Site Visitation

-----, 200-

**[Developer Name  
Address]**

SUBJECT: MONITORING OF [**Project name**]

Dear -----:

As you may know, development of the [**Project name**] included the use of federal HOME Investment Partnerships Act (HOME) funds from the City of Garden Grove. As a consequence, the City is required to annually monitor the project and, as part of the City Monitoring Plan, to periodically conduct a site inspection and review project documents. This letter serves to notify you that the City has scheduled a monitoring visit of the [**Project name**] on --, --- 200- at --- a.m. at the office of the on-site property manager and to memorialize the information you are to provide to City representatives. Michael Salazar will hold an entrance interview on ---- with you and any representative(s) designated by the owner.

Mr. Salazar will then review project documents and tenant files to ascertain whether the project remains in compliance with HOME requirements, e.g., rents, tenant income eligibility, occupancy eligibility, property standards, affirmative marketing and fair housing and lease terms. Accompanying Mr. Salazar will be Gil Jelkin, who will need access to inspect the --- HOME-designated units to determine that the units comply with federal Housing Quality Standards (HQS), local and state codes.

The following information should be available at the time of monitoring:

- Your key staff to assist during the monitoring and the unit inspections;
- Copy of the Regulatory Agreement;
- Copy of monitoring letters (both initial summary letter and subsequent clearance letter);
- Tenant files of tenants occupying HOME units with documentation evidencing income/asset certification compliance by the property owner or management agent;
- Copies of the project's Management Plan and Management Agreement, including tenant selection procedures and the project waiting list;
- Copy of rent roll information submitted by the owner or management agent;
- Copy of the project's residential lease;
- Utility Allowance schedules;

- Reports of past property and unit inspections conducted by the City;
- Project Compliance Reports submitted by the property owner or management agent;
- Confirmation of insurance coverage submitted by the property owner or management agent; and
- Affirmative marketing plan and fair housing procedures.

Attached is the Project Compliance Report that Mr. Salazar will review with you, as well as a copy of the same Report that was submitted on -----.

Following this meeting, the City will then transmit the preliminary results of the monitoring visit, which provides you with an opportunity to correct any misunderstandings, provide additional information that may be needed and set forth the actions being undertaken to correct areas of noncompliance. Within 30 days of the --- monitoring visit, the City will notify you in writing of the results of the monitoring and set forth any findings or concerns and the timeframe for a written response and corrective action.

Please direct your questions or comments to Michael Salazar at (714) 741-5144 or via e-mail at [msalazar@garden-grove.org](mailto:msalazar@garden-grove.org).

Sincerely,

Susan Emery, Director  
Community Development Department

cc: **[Property Manager]**

Attachments:  
Certificate of Continuing Project Compliance  
Compliance Report  
Certification/Recertification Forms  
Management Questionnaire  
HOME Rent Limits  
Utility Allowance  
HOME Rent Calculation Form

Exhibit 2: Project Compliance Certification

CERTIFICATE OF CONTINUING PROJECT COMPLIANCE

Reporting Period: July 1, \_\_\_\_ to June 30, \_\_\_\_

Project: \_\_\_\_\_

Total Number of Units in Project: \_\_\_\_\_

Total Number of Units/Percent Restricted to Income Eligible Tenants: \_\_\_\_\_

The undersigned, having executed an Agreement with the City of Garden Grove (City) and having received certain funds from the City for the purpose of financing a multifamily housing project referenced herein, does hereby certify the following during the preceding fiscal year.

- The minimum number of restricted units in the Project were occupied or held available for families who were income eligible in accordance with the Agreement.
- The minimum number of restricted units in the Project were occupied or held available for income eligible families.
- The contract rents (rent plus utility allowance) charged for restricted units occupied by the eligible tenants did not exceed the limits prescribed in the Agreement.
- The income of tenants in all qualifying units has been reviewed and verified, and falls within the applicable qualifying income limits.
- The representations set forth herein are true and correct to the best of the undersigned's knowledge and belief.
- No default exists under the Agreement; e.g., Project complies with the occupancy standards and property standards set forth in the Agreement.

Attached is an occupancy report listing the number of each unit occupied by eligible tenants, names of eligible tenants, number of occupants in the unit, annual income, move-in date and monthly contract rent. Also attached is a copy of a tenant statement and certification for each tenant continuously residing in a restricted unit during the reporting period.

All documents related to the Agreement funding the above Project are located at the following address: \_\_\_\_\_

See separate file for formatted Project compliance Certification

---

| Address | City | State | Zip Code |
|---------|------|-------|----------|
|---------|------|-------|----------|

---

Printed Name

---

Signature

---

Title

---

Date

**TENANT INCOME CERTIFICATION**

Initial Certification     Annual Recertification     Other

|                       |                       |
|-----------------------|-----------------------|
| PROPERTY NAME:        | COUNTY:               |
| PROPERTY ADDRESS:     | UNIT NUMBER:          |
| 1. HEAD-OF-HOUSE NAME | 2. NUMBER OF BEDROOMS |

| <b>ASSETS</b>   |                   |                              |                           |
|---|-------------------|------------------------------|---------------------------|
| FAMILY MEMBER   | ASSET DESCRIPTION | CURRENT CASH VALUE OF ASSETS | ACTUAL INCOME FROM ASSETS |
|   |                   |                              |                           |
|   |                   |                              |                           |
|   |                   |                              |                           |
|   |                   |                              |                           |
|   |                   |                              |                           |
|   |                   |                              |                           |
|   |                   |                              |                           |
|   |                   |                              |                           |
| 3. NET CASH VALUE OF ASSETS.....  |                   | 3.                           |                           |
| 4. TOTAL ACTUAL INCOME FROM ASSETS.....   |                   |                              | 4.                        |
| 5. IF LINE 3 IS GREATER THAN \$5,000, MULTIPLY LINE BY _____ (PASSBOOK RATE) AND ENTER RESULTS HERE; OTHERWISE, LEAVE BLANK |                   |                              | 5.                        |

## TENANT INCOME CERTIFICATION

\_\_ Initial Certification    \_\_ Annual Recertification    \_\_ Other

| <b>ANTICIPATED ANNUAL INCOME</b>  |                |                   |                   |              |  |
|---|----------------|-------------------|-------------------|--------------|--|
| FAMILY MEMBERS  | WAGES/SALARIES | BENEFITS/PENSIONS | PUBLIC ASSISTANCE | OTHER INCOME | ASSET INCOME   |
|   |                |                   |                   |              |  |
|   |                |                   |                   |              |  |
|   |                |                   |                   |              |  |
|   |                |                   |                   |              | <i>ENTER THE GREATER OF LINES 4 OR 5 FROM ABOVE IN FIELD "E"</i> |
|   |                |                   |                   |              |  |
|   |                |                   |                   |              |  |
|   |                |                   |                   |              |  |
|   |                |                   |                   |              |  |
| 6. TOTALS   | A.             | B.                | C.                | D.           | E.   |
| ENTER TOTAL OF ITEMS FROM 6A. THROUGH 6E.<br><b><u>THIS IS ANNUAL INCOME.</u></b> |                |                   |                   |              | 7.   |

\_\_\_\_\_  
SIGNATURE OF OWNER/ REPRESENTATIVE

\_\_\_\_\_  
DATE

**RECERTIFICATION OF ANNUAL INCOME BY TENANT FAMILY**

Tenant Name: \_\_\_\_\_

Address & Unit #: \_\_\_\_\_

Telephone: \_\_\_\_\_

**Household Information**

Household Size (total number in household): \_\_\_\_\_

Household members (list): \_\_\_\_\_

\_\_\_\_\_  
\_\_\_\_\_  
\_\_\_\_\_

Income Information

Salary: \$ \_\_\_\_\_

Social Security: \$ \_\_\_\_\_

Other (Please specify):

\_\_\_\_\_ \$ \_\_\_\_\_

\_\_\_\_\_ \$ \_\_\_\_\_

Annual (gross) income (total of all household members):

\$ \_\_\_\_\_

I/we certify this information is complete and accurate. I/we agree to provide upon request, documentation on all income sources to (Name of PJ and/or Property Owner/Manager)



|                  |       |
|------------------|-------|
| _____            | _____ |
| Tenant Signature | Date  |

|  |                       |                                      |
|--|-----------------------|--------------------------------------|
| -----Property Owner's Signature Only-----  |                       |                                      |
| I hereby certify that the above information agrees with the rental applications and documents presented by the above applicants, and that I have reviewed and attached documentation and the above information is true and correct to the best of my knowledge and belief. |                       |                                      |
|  |                       |                                      |
| <i>Owner's Signature</i>   | <i>Position/Title</i> | <i>    /    /    </i><br><i>Date</i> |

**WARNING:** Title 18, Section 1001 of the U.S. Code states that a person is guilty of a felony for knowingly and willingly making false or fraudulent statements to any department of the United States Government.

**For Property Management Personnel Only**

---

Did staff use at least one of the following methods to verify information?  
 Yes     No, if no why?

Circle the method used:

1. Two (2) paycheck stubs form the tenant's two (2) most recent pay periods
2. A copy of an income tax return from the tenant for the most recent tax year in which a return was filed.
3. An income verification certification from the employer of the tenant.
4. An income verification certification from the Social Security Administration and/or California Department of Social Services if the tenant receives assistance from such agencies.
5. A credit report from a commercial credit report agency.

6. An alternate form of income certification reasonably requested by the Owner, if none of the above forms of verification is available to the Owner.

**Documentation**

Did staff make a copy of the documentation and file in each tenant file?

A copy of proof of income in file \_\_\_\_\_Yes \_\_\_\_\_No If no, why?

**Attachment #5**

**FY 2021-2022 ESG Sage Report**

| <b>CAPER Aggregator 2.0</b>  |                                    |                            |                    |                       |                        |
|--|------------------------------------|----------------------------|--------------------|-----------------------|------------------------|
| Uses data only from CAPER's submitted to HUD. Aggregates data from multiple CAPERs by selected criteria (project type and/or specific question). |                                    |                            |                    |                       |                        |
| <b>Filters for this report</b>   |                                    |                            |                    |                       |                        |
| Aggregate or detailed mode   | Aggregate                          |                            |                    |                       |                        |
| Year   | 2021                               |                            |                    |                       |                        |
| CAPER Project Type TIP: Hold down the CTRL key on the keyboard & (all)   |                                    |                            |                    |                       |                        |
| Programs   | ESG: Garden Grove - CA             |                            |                    |                       |                        |
| Report executed on   | 8/25/2022 7:56:28 PM               |                            |                    |                       |                        |
| <b>Grant List</b>  |                                    |                            |                    |                       |                        |
| <b>Jurisdiction</b>  | <b>Type</b>                        | <b>Start Date</b>          | <b>End Date</b>    | <b>Current Status</b> |                        |
| ESG: Garden Grove - CA   | CAPER                              | 7/1/2021                   | 6/30/2022          | Submitted             |                        |
| <b>Q04a: Project Identifiers in HMIS</b>   |                                    |                            |                    |                       |                        |
| Please select details mode in the filters above to see Q4 information.   |                                    |                            |                    |                       |                        |
| CAPER CSV uploads containing multiple project rows in Q4 will display as separate rows here using the same value in Project Info Row ID.         |                                    |                            |                    |                       |                        |
| <b>Q05a: Report Validations Table</b>  |                                    |                            |                    |                       |                        |
| Total Number of Persons Served   | 177                                |                            |                    |                       |                        |
| Number of Adults (Age 18 or Over)  | 124                                |                            |                    |                       |                        |
| Number of Children (Under Age 18)  | 51                                 |                            |                    |                       |                        |
| Number of Persons with Unknown Age   | 2                                  |                            |                    |                       |                        |
| Number of Leavers  | 138                                |                            |                    |                       |                        |
| Number of Adult Leavers  | 89                                 |                            |                    |                       |                        |
| Number of Adult and Head of Household Leavers  | 91                                 |                            |                    |                       |                        |
| Number of Stayers  | 39                                 |                            |                    |                       |                        |
| Number of Adult Stayers  | 35                                 |                            |                    |                       |                        |
| Number of Veterans   | 7                                  |                            |                    |                       |                        |
| Number of Chronically Homeless Persons   | 60                                 |                            |                    |                       |                        |
| Number of Youth Under Age 25   | 5                                  |                            |                    |                       |                        |
| Number of Parenting Youth Under Age 25 with Children   | 1                                  |                            |                    |                       |                        |
| Number of Adult Heads of Household   | 111                                |                            |                    |                       |                        |
| Number of Child and Unknown-Age Heads of Household   | 2                                  |                            |                    |                       |                        |
| Heads of Households and Adult Stayers in the Project 365 Days or 10  |                                    |                            |                    |                       |                        |
| <b>Q06a: Data Quality: Personally Identifying Information (PII)</b>  |                                    |                            |                    |                       |                        |
| <b>Data Element</b>  | <b>Client Doesn't Know/Refused</b> | <b>Information Missing</b> | <b>Data Issues</b> | <b>Total</b>          | <b>% of Error Rate</b> |
| Name   | 0                                  | 0                          | 2                  | 2                     | 1.13%                  |
| Social Security Number   | 12                                 | 0                          | 9                  | 21                    | 11.86%                 |
| Date of Birth  | 2                                  | 0                          | 0                  | 2                     | 1.13%                  |
| Race   | 9                                  | 0                          | 0                  | 9                     | 5.08%                  |
| Ethnicity  | 4                                  | 0                          | 0                  | 4                     | 2.26%                  |
| Gender   | 3                                  | 0                          | 0                  | 3                     | 1.69%                  |
| Overall Score  |                                    |                            |                    | 26                    | 14.69%                 |
| Numbers in green italics have been recalculated or weighted based on available totals.   |                                    |                            |                    |                       |                        |
| <b>Q06b: Data Quality: Universal Data Elements</b>   |                                    |                            |                    |                       |                        |
| <b>Data Element</b>  | <b>Error Count</b>                 | <b>% of Error Rate</b>     |                    |                       |                        |
| Veteran Status   | 0                                  | 0%                         |                    |                       |                        |
| Project Start Date   | 0                                  | 0%                         |                    |                       |                        |
| Relationship to Head of Household  | 0                                  | 0%                         |                    |                       |                        |
| Client Location  | 0                                  | 0%                         |                    |                       |                        |
| Disabling Condition  | 2                                  | 1.13%                      |                    |                       |                        |
| Numbers in green italics have been recalculated or weighted based on available totals.   |                                    |                            |                    |                       |                        |
| <b>Q06c: Data Quality: Income and Housing Data Quality</b>   |                                    |                            |                    |                       |                        |
| <b>Data Element</b>  | <b>Error Count</b>                 | <b>% of Error Rate</b>     |                    |                       |                        |
| Destination  | 22                                 | 15.94%                     |                    |                       |                        |
| Income and Sources at Start  | 3                                  | 2.38%                      |                    |                       |                        |
| Income and Sources at Annual Assessment  | 0                                  | 0                          |                    |                       |                        |
| Income and Sources at Exit   | 2                                  | 2.20%                      |                    |                       |                        |

|   |                                       |  |  |   |                                     |                                      |  |
|---|---------------------------------------|--|--|---|-------------------------------------|--------------------------------------|--|
| Numbers in green italics have been recalculated or weighted based on available totals.                |                                       |  |  |   |                                     |                                      |  |
| <b>Q06d: Data Quality: Chronic Homelessness</b>   |                                       |  |  |   |                                     |                                      |  |
| <b>Entering into project type</b>   | <b>Count of Total Records</b>         | <b>Missing Timein Institution</b>                            | <b>Missing Timein Housing</b>                            | <b>ApproximateDate Started DK/R/missing</b>       | <b>Number of Times DK/R/missing</b> | <b>Number of Months DK/R/missing</b> | <b>% of RecordsUnable to Calculate</b> |
| ES, SH, Street Outreach   | 117                                   | 0  | 0  | 1   | 3                                   | 3                                    | 2.57%                                  |
| TH  | 0                                     | 0  | 0  | 0   | 0                                   | 0                                    | 0                                      |
| PH (All)  | 5                                     | 0  | 0  | 0   | 0                                   | 0                                    | 0                                      |
| Total   | 122                                   | 0  | 0  | 0   | 0                                   | 0                                    | 2.46%                                  |
| Numbers in green italics have been recalculated or weighted based on available totals.                |                                       |  |  |   |                                     |                                      |  |
| <b>Q06e: Data Quality: Timeliness</b>   |                                       |  |  |   |                                     |                                      |  |
| <b>Time forRecordEntry</b>  | <b>Number of ProjectStart Records</b> | <b>Number of ProjectExit Records</b>                         |  |   |                                     |                                      |  |
| 0 days  | 57                                    | 63   |  |   |                                     |                                      |  |
| 1-3 Days  | 54                                    | 56   |  |   |                                     |                                      |  |
| 4-6 Days  | 2                                     | 0  |  |   |                                     |                                      |  |
| 7-10 Days   | 13                                    | 4  |  |   |                                     |                                      |  |
| 11+ Days  | 19                                    | 8  |  |   |                                     |                                      |  |
| <b>Q06f: Data Quality: Inactive Records: Street Outreach &amp; Emergency Shelter</b>                  |                                       |  |  |   |                                     |                                      |  |
| <b>Data Element</b>   | <b># of Records</b>                   | <b># ofinactive Records</b>                                  | <b>% ofinactive Records</b>                              |   |                                     |                                      |  |
| Contact (Adults and Heads of Household in Street Outreach or ES - Bed Night (All Clients in ES - NBN) | 3                                     | 2  | 66.67%   |   |                                     |                                      |  |
|   | 0                                     | 0  | 0  |   |                                     |                                      |  |
| Numbers in green italics have been recalculated or weighted based on available totals.                |                                       |  |  |   |                                     |                                      |  |
| <b>Q07a: Number of Persons Served</b>   |                                       |  |  |   |                                     |                                      |  |
|   | <b>Total</b>                          | <b>Without Children</b>                                      | <b>With Children and Adults</b>                          | <b>With Only Children</b>                         | <b>Unknown Household Type</b>       |                                      |  |
| Adults  | 124                                   | 93   | 31   | 0   | 0                                   |                                      |  |
| Children  | 51                                    | 0  | 51   | 0   | 0                                   |                                      |  |
| Client Doesn't Know/ Client Refused   | 2                                     | 0  | 0  | 0   | 2                                   |                                      |  |
| Data Not Collected  | 0                                     | 0  | 0  | 0   | 0                                   |                                      |  |
| Total   | 177                                   | 93   | 82   | 0   | 2                                   |                                      |  |
| For PSH & RRH – the total persons served who moved into housing                                       | 9                                     | 3  | 6  | 0   | 0                                   |                                      |  |
| <b>Q07b: Point-in-Time Count of Persons on the Last Wednesday</b>                                     |                                       |  |  |   |                                     |                                      |  |
|   | <b>Total</b>                          | <b>Without Children</b>                                      | <b>With Children and Adults</b>                          | <b>With Only Children</b>                         | <b>Unknown Household Type</b>       |                                      |  |
| January   | 41                                    | 25   | 16   | 0   | 0                                   |                                      |  |
| April   | 45                                    | 29   | 16   | 0   | 0                                   |                                      |  |
| July  | 38                                    | 27   | 11   | 0   | 0                                   |                                      |  |
| October   | 13                                    | 13   | 0  | 0   | 0                                   |                                      |  |
| <b>Q08a: Households Served</b>  |                                       |  |  |   |                                     |                                      |  |
|   | <b>Total</b>                          | <b>Without Children</b>                                      | <b>With Children and Adults</b>                          | <b>With Only Children</b>                         | <b>Unknown Household Type</b>       |                                      |  |
| Total Households  | 113                                   | 87   | 24   | 0   | 2                                   |                                      |  |
| For PSH & RRH – the total households served who moved into housing                                    | 4                                     | 3  | 1  | 0   | 0                                   |                                      |  |
| <b>Q08b: Point-in-Time Count of Households on the Last Wednesday</b>                                  |                                       |  |  |   |                                     |                                      |  |
|   | <b>Total</b>                          | <b>Without Children</b>                                      | <b>With Children and Adults</b>                          | <b>With Only Children</b>                         | <b>Unknown Household Type</b>       |                                      |  |
| January   | 28                                    | 24   | 4  | 0   | 0                                   |                                      |  |
| April   | 31                                    | 27   | 4  | 0   | 0                                   |                                      |  |
| July  | 28                                    | 25   | 3  | 0   | 0                                   |                                      |  |
| October   | 12                                    | 12   | 0  | 0   | 0                                   |                                      |  |
| <b>Q09a: Number of Persons Contacted</b>  |                                       |  |  |   |                                     |                                      |  |
| <b>Number of Persons Contacted</b>  | <b>All Persons Contacted</b>          | <b>First contact – NOT staying on the Streets, ES, or SH</b> | <b>First contact – WAS staying on Streets, ES, or SH</b> | <b>First contact – Worker unable to determine</b> |                                     |                                      |  |
| Once  | 57                                    | 0  | 35   | 22  |                                     |                                      |  |
| 2-5 Times   | 1                                     | 0  | 1  | 0   |                                     |                                      |  |
| 6-9 Times   | 0                                     | 0  | 0  | 0   |                                     |                                      |  |
| 10+ Times   | 0                                     | 0  | 0  | 0   |                                     |                                      |  |
| Total Persons Contacted   | 58                                    | 0  | 36   | 22  |                                     |                                      |  |
| <b>Q09b: Number of Persons Engaged</b>  |                                       |  |  |   |                                     |                                      |  |
| <b>Number of Persons Engaged</b>  | <b>All Persons Contacted</b>          | <b>First contact – NOT staying on the Streets, ES, or SH</b> | <b>First contact – WAS staying on Streets, ES, or SH</b> | <b>First contact – Worker unable to determine</b> |                                     |                                      |  |



| Effective 10/1/2021, this table contains a consolidated Transgender row which includes the sum of data from the previously separate Transgender rows, tagged with .               |                      |                         |  |  |                                 |                           |                               |
|---|----------------------|-------------------------|--|--|---------------------------------|---------------------------|-------------------------------|
| <b>Q11: Age</b>   |                      |                         |  |  |                                 |                           |                               |
|   | <b>Total</b>         | <b>Without Children</b> | <b>With Children and Adults</b>                | <b>With Only Children</b>                        | <b>Unknown Household Type</b>   |                           |                               |
| Under 5   | 16                   | 0                       | 16   | 0  | 0                               |                           |                               |
| 5 - 12  | 25                   | 0                       | 25   | 0  | 0                               |                           |                               |
| 13 - 17   | 10                   | 0                       | 10   | 0  | 0                               |                           |                               |
| 18 - 24   | 8                    | 5                       | 3  | 0  | 0                               |                           |                               |
| 25 - 34   | 25                   | 14                      | 11   | 0  | 0                               |                           |                               |
| 35 - 44   | 19                   | 10                      | 9  | 0  | 0                               |                           |                               |
| 45 - 54   | 21                   | 14                      | 7  | 0  | 0                               |                           |                               |
| 55 - 61   | 28                   | 28                      | 0  | 0  | 0                               |                           |                               |
| 62+   | 23                   | 22                      | 1  | 0  | 0                               |                           |                               |
| Client Doesn't Know/Client Refused  | 2                    | 0                       | 0  | 0  | 2                               |                           |                               |
| Data Not Collected  | 0                    | 0                       | 0  | 0  | 0                               |                           |                               |
| <b>Total</b>  | <b>177</b>           | <b>93</b>               | <b>82</b>                                      | <b>0</b>   | <b>2</b>                        |                           |                               |
| <b>Q12a: Race</b>   |                      |                         |  |  |                                 |                           |                               |
|   | <b>Total</b>         | <b>Without Children</b> | <b>With Children and Adults</b>                | <b>With Only Children</b>                        | <b>Unknown Household Type</b>   |                           |                               |
| White   | 116                  | 59                      | 57   | 0  | 0                               |                           |                               |
| Black, African American, or African   | 26                   | 9                       | 17   | 0  | 0                               |                           |                               |
| Asian or Asian American   | 11                   | 8                       | 3  | 0  | 0                               |                           |                               |
| American Indian, Alaska Native, or Indigenous   | 5                    | 3                       | 2  | 0  | 0                               |                           |                               |
| Native Hawaiian or Pacific Islander   | 4                    | 4                       | 0  | 0  | 0                               |                           |                               |
| Multiple Races  | 4                    | 3                       | 1  | 0  | 0                               |                           |                               |
| Client Doesn't Know/Client Refused  | 11                   | 7                       | 2  | 0  | 2                               |                           |                               |
| Data Not Collected  | 0                    | 0                       | 0  | 0  | 0                               |                           |                               |
| <b>Total</b>  | <b>177</b>           | <b>93</b>               | <b>82</b>                                      | <b>0</b>   | <b>2</b>                        |                           |                               |
| <b>Q12b: Ethnicity</b>  |                      |                         |  |  |                                 |                           |                               |
|   | <b>Total</b>         | <b>Without Children</b> | <b>With Children and Adults</b>                | <b>With Only Children</b>                        | <b>Unknown Household Type</b>   |                           |                               |
| Non-Hispanic/Non-Latin(a)(o)(x)   | 86                   | 54                      | 32   | 0  | 0                               |                           |                               |
| Hispanic/Latin(a)(o)(x)   | 85                   | 37                      | 48   | 0  | 0                               |                           |                               |
| Client Doesn't Know/Client Refused  | 6                    | 2                       | 2  | 0  | 2                               |                           |                               |
| Data Not Collected  | 0                    | 0                       | 0  | 0  | 0                               |                           |                               |
| <b>Total</b>  | <b>177</b>           | <b>93</b>               | <b>82</b>                                      | <b>0</b>   | <b>2</b>                        |                           |                               |
| <b>Q13a1: Physical and Mental Health Conditions at Entry</b>  |                      |                         |  |  |                                 |                           |                               |
|   | <b>Total Persons</b> | <b>Without Children</b> | <b>Adults in HH with Children &amp; Adults</b> | <b>Children in HH with Children &amp; Adults</b> | <b>With Children and Adults</b> | <b>With Only Children</b> | <b>Unknown Household Type</b> |
| Mental Health Disorder  | 49                   | 42                      | 5  | 2  |                                 | 0                         | 0                             |
| Alcohol Use Disorder  | 0                    | 0                       | 0  | 0  |                                 | 0                         | 0                             |
| Drug Use Disorder   | 17                   | 17                      | 0  | 0  |                                 | 0                         | 0                             |
| Both Alcohol Use and Drug Use Disorders   | 3                    | 3                       | 0  | 0  |                                 | 0                         | 0                             |
| Chronic Health Condition  | 53                   | 46                      | 5  | 2  |                                 | 0                         | 0                             |
| HIV/AIDS  | 3                    | 2                       | 0  | 1  |                                 | 0                         | 0                             |
| Developmental Disability  | 14                   | 11                      | 2  | 1  |                                 | 0                         | 0                             |
| Physical Disability   | 43                   | 38                      | 5  | 0  |                                 | 0                         | 0                             |
| The "With Children and Adults" column is retired as of 10/1/2019 and replaced with the columns "Adults in HH with Children & Adults" and "Children in HH with Children & Adults". |                      |                         |  |  |                                 |                           |                               |
| <b>Q13b1: Physical and Mental Health Conditions at Exit</b>   |                      |                         |  |  |                                 |                           |                               |
|   | <b>Total Persons</b> | <b>Without Children</b> | <b>Adults in HH with Children &amp; Adults</b> | <b>Children in HH with Children &amp; Adults</b> | <b>With Children and Adults</b> | <b>With Only Children</b> | <b>Unknown Household Type</b> |
| Mental Health Disorder  | 31                   | 27                      | 3  | 1  |                                 | 0                         | 0                             |
| Alcohol Use Disorder  | 0                    | 0                       | 0  | 0  |                                 | 0                         | 0                             |
| Drug Use Disorder   | 12                   | 12                      | 0  | 0  |                                 | 0                         | 0                             |
| Both Alcohol Use and Drug Use Disorders   | 3                    | 3                       | 0  | 0  |                                 | 0                         | 0                             |
| Chronic Health Condition  | 35                   | 30                      | 3  | 2  |                                 | 0                         | 0                             |
| HIV/AIDS  | 2                    | 1                       | 0  | 1  |                                 | 0                         | 0                             |
| Developmental Disability  | 9                    | 8                       | 0  | 1  |                                 | 0                         | 0                             |
| Physical Disability   | 27                   | 24                      | 3  | 0  |                                 | 0                         | 0                             |
| The "With Children and Adults" column is retired as of 10/1/2019 and replaced with the columns "Adults in HH with Children & Adults" and "Children in HH with Children & Adults". |                      |                         |  |  |                                 |                           |                               |
| <b>Q13c1: Physical and Mental Health Conditions for Stayers</b>   |                      |                         |  |  |                                 |                           |                               |

|   | Total Persons | Without Children        | Adults in HH with Children & Adults | Children in HH with Children & Adults | With Children and Adults      | With Only Children | Unknown Household Type |
|---|---------------|-------------------------|-------------------------------------|---------------------------------------|-------------------------------|--------------------|------------------------|
| Mental Health Disorder  | 18            | 15                      | 2                                   | 1                                     |                               | 0                  | 0                      |
| Alcohol Use Disorder  | 0             | 0                       | 0                                   | 0                                     |                               | 0                  | 0                      |
| Drug Use Disorder   | 5             | 5                       | 0                                   | 0                                     |                               | 0                  | 0                      |
| Both Alcohol Use and Drug Use Disorders   | 0             | 0                       | 0                                   | 0                                     |                               | 0                  | 0                      |
| Chronic Health Condition  | 19            | 16                      | 3                                   | 0                                     |                               | 0                  | 0                      |
| HIV/AIDS  | 1             | 1                       | 0                                   | 0                                     |                               | 0                  | 0                      |
| Developmental Disability  | 5             | 3                       | 2                                   | 0                                     |                               | 0                  | 0                      |
| Physical Disability   | 16            | 14                      | 2                                   | 0                                     |                               | 0                  | 0                      |
| The "With Children and Adults" column is retired as of 10/1/2019 and replaced with the columns "Adults in HH with Children & Adults" and "Children in HH with Children & Adults". |               |                         |                                     |                                       |                               |                    |                        |
| <b>Q14a: Domestic Violence History</b>  |               |                         |                                     |                                       |                               |                    |                        |
|   | <b>Total</b>  | <b>Without Children</b> | <b>With Children and Adults</b>     | <b>With Only Children</b>             | <b>Unknown Household Type</b> |                    |                        |
| Yes   | 45            | 28                      | 17                                  | 0                                     | 0                             |                    |                        |
| No  | 77            | 63                      | 14                                  | 0                                     | 0                             |                    |                        |
| Client Doesn't Know/Client Refused  | 4             | 2                       | 0                                   | 0                                     | 2                             |                    |                        |
| Data Not Collected  | 0             | 0                       | 0                                   | 0                                     | 0                             |                    |                        |
| Total   | 126           | 93                      | 31                                  | 0                                     | 2                             |                    |                        |
| <b>Q14b: Persons Fleeing Domestic Violence</b>  |               |                         |                                     |                                       |                               |                    |                        |
|   | <b>Total</b>  | <b>Without Children</b> | <b>With Children and Adults</b>     | <b>With Only Children</b>             | <b>Unknown Household Type</b> |                    |                        |
| Yes   | 22            | 8                       | 14                                  | 0                                     | 0                             |                    |                        |
| No  | 23            | 18                      | 5                                   | 0                                     | 0                             |                    |                        |
| Client Doesn't Know/Client Refused  | 2             | 2                       | 0                                   | 0                                     | 0                             |                    |                        |
| Data Not Collected  | 0             | 0                       | 0                                   | 0                                     | 0                             |                    |                        |
| Total   | 47            | 28                      | 19                                  | 0                                     | 0                             |                    |                        |
| <b>Q15: Living Situation</b>  |               |                         |                                     |                                       |                               |                    |                        |
|   | <b>Total</b>  | <b>Without Children</b> | <b>With Children and Adults</b>     | <b>With Only Children</b>             | <b>Unknown Household Type</b> |                    |                        |
| <b>Homeless Situations</b>  |               |                         |                                     |                                       |                               |                    |                        |
| Emergency shelter, including hotel or motel paid for with emergency shelter voucher   | 8             | 8                       | 0                                   | 0                                     | 0                             |                    |                        |
| Transitional housing for homeless persons (including homeless youth)  | 0             | 0                       | 0                                   | 0                                     | 0                             |                    |                        |
| Place not meant for habitation  | 110           | 79                      | 29                                  | 0                                     | 2                             |                    |                        |
| Safe Haven  | 0             | 0                       | 0                                   | 0                                     | 0                             |                    |                        |
| Host Home (non-crisis)  | 0             | 0                       | 0                                   | 0                                     | 0                             |                    |                        |
| Interim Housing   |               |                         |                                     |                                       |                               |                    |                        |
| Subtotal  | 118           | 87                      | 29                                  | 0                                     | 2                             |                    |                        |
| <b>Institutional Settings</b>   |               |                         |                                     |                                       |                               |                    |                        |
| Psychiatric hospital or other psychiatric facility  | 0             | 0                       | 0                                   | 0                                     | 0                             |                    |                        |
| Substance abuse treatment facility or detox center  | 0             | 0                       | 0                                   | 0                                     | 0                             |                    |                        |
| Hospital or other residential non-psychiatric medical facility  | 1             | 1                       | 0                                   | 0                                     | 0                             |                    |                        |
| Jail, prison or juvenile detention facility   | 0             | 0                       | 0                                   | 0                                     | 0                             |                    |                        |
| Foster care home or foster care group home  | 0             | 0                       | 0                                   | 0                                     | 0                             |                    |                        |
| Long-term care facility or nursing home   | 0             | 0                       | 0                                   | 0                                     | 0                             |                    |                        |
| Residential project or halfway house with no homeless criteria  | 0             | 0                       | 0                                   | 0                                     | 0                             |                    |                        |
| Subtotal  | 1             | 1                       | 0                                   | 0                                     | 0                             |                    |                        |
| <b>Other Locations</b>  |               |                         |                                     |                                       |                               |                    |                        |
| Permanent housing (other than RRH) for formerly homeless person   | 0             | 0                       | 0                                   | 0                                     | 0                             |                    |                        |
| Owned by client, no ongoing housing subsidy   | 0             | 0                       | 0                                   | 0                                     | 0                             |                    |                        |
| Owned by client, with ongoing housing subsidy   | 0             | 0                       | 0                                   | 0                                     | 0                             |                    |                        |
| Rental by client, with RRH or equivalent subsidy  | 0             | 0                       | 0                                   | 0                                     | 0                             |                    |                        |
| Rental by client, with HCV voucher (tenant or project based)  | 0             | 0                       | 0                                   | 0                                     | 0                             |                    |                        |
| Rental by client in a public housing unit   | 0             | 0                       | 0                                   | 0                                     | 0                             |                    |                        |
| Rental by client, no ongoing housing subsidy  | 5             | 3                       | 2                                   | 0                                     | 0                             |                    |                        |
| Rental by client, with VASH subsidy   | 0             | 0                       | 0                                   | 0                                     | 0                             |                    |                        |
| Rental by client with GPD TIP subsidy   | 0             | 0                       | 0                                   | 0                                     | 0                             |                    |                        |
| Rental by client, with other housing subsidy  | 0             | 0                       | 0                                   | 0                                     | 0                             |                    |                        |
| Hotel or motel paid for without emergency shelter voucher   | 2             | 2                       | 0                                   | 0                                     | 0                             |                    |                        |
| Staying or living in a friend's room, apartment or house  | 0             | 0                       | 0                                   | 0                                     | 0                             |                    |                        |
| Staying or living in a family member's room, apartment or house   | 0             | 0                       | 0                                   | 0                                     | 0                             |                    |                        |
| Client Doesn't Know/Client Refused  | 0             | 0                       | 0                                   | 0                                     | 0                             |                    |                        |



|                    |     |    |    |   |   |  |  |
|--------------------|-----|----|----|---|---|--|--|
| Data Not Collected | 0   | 0  | 0  | 0 | 0 |  |  |
| Subtotal           | 7   | 5  | 2  | 0 | 0 |  |  |
| Total              | 126 | 93 | 31 | 0 | 2 |  |  |

Interim housing is retired as of 10/1/2019.

**Q16: Cash Income - Ranges**

|   | Income at Start | Income at Latest Annual Assessment for Stayers | Income at Exit for Leavers |  |  |  |  |
|---|-----------------|--|----------------------------|--|--|--|--|
| No income   | 49              | 0  | 23                         |  |  |  |  |
| \$1 - \$150   | 0               | 0  | 0                          |  |  |  |  |
| \$151 - \$250   | 2               | 0  | 2                          |  |  |  |  |
| \$251 - \$500   | 13              | 0  | 10                         |  |  |  |  |
| \$501 - \$1000  | 20              | 0  | 16                         |  |  |  |  |
| \$1,001 - \$1,500   | 16              | 0  | 15                         |  |  |  |  |
| \$1,501 - \$2,000   | 12              | 0  | 13                         |  |  |  |  |
| \$2,001+  | 10              | 0  | 9                          |  |  |  |  |
| Client Doesn't Know/Client Refused                                    | 2               | 0  | 1                          |  |  |  |  |
| Data Not Collected  | 0               | 0  | 0                          |  |  |  |  |
| Number of Adult Stayers Not Yet Required to Have an Annual Assessment | 0               | 35   | 0                          |  |  |  |  |
| Number of Adult Stayers Without Required Annual Assessment            | 0               | 0  | 0                          |  |  |  |  |
| Total Adults  | 124             | 35   | 89                         |  |  |  |  |

**Q17: Cash Income - Sources**

|  | Income at Start | Income at Latest Annual Assessment for Stayers | Income at Exit for Leavers |  |  |  |  |
|--|-----------------|--|----------------------------|--|--|--|--|
| Earned Income  | 20              | 0  | 25                         |  |  |  |  |
| Unemployment Insurance   | 4               | 0  | 3                          |  |  |  |  |
| SSI  | 24              | 0  | 17                         |  |  |  |  |
| SSDI   | 11              | 0  | 8                          |  |  |  |  |
| VA Service-Connected Disability Compensation                       | 0               | 0  | 0                          |  |  |  |  |
| VA Non-Service Connected Disability Pension                        | 0               | 0  | 0                          |  |  |  |  |
| Private Disability Insurance                                       | 0               | 0  | 0                          |  |  |  |  |
| Worker's Compensation  | 0               | 0  | 0                          |  |  |  |  |
| TANF or Equivalent   | 4               | 0  | 3                          |  |  |  |  |
| General Assistance   | 10              | 0  | 8                          |  |  |  |  |
| Retirement (Social Security)                                       | 1               | 0  | 0                          |  |  |  |  |
| Pension from Former Job  | 0               | 0  | 0                          |  |  |  |  |
| Child Support  | 2               | 0  | 3                          |  |  |  |  |
| Alimony (Spousal Support)  | 0               | 0  | 0                          |  |  |  |  |
| Other Source   | 1               | 0  | 1                          |  |  |  |  |
| Adults with Income Information at Start and Annual Assessment/Exit | 0               | 0  | 88                         |  |  |  |  |

**Q19b: Disabling Conditions and Income for Adults at Exit**

|  | AO: Adult with Disabling Condition | AO: Adult without Disabling Condition | AO: Total Adults | AO: % with Disabling Condition by Source | AC: Adult with Disabling Condition | AC: Adult without Disabling Condition | AC: Total Adults |
|--|------------------------------------|---------------------------------------|------------------|--|------------------------------------|---------------------------------------|------------------|
| Earned Income                                  | 1                                  | 8                                     | 9                | 11.11%                                   | 0                                  | 16                                    | 16               |
| Supplemental Security Income (SSI)             | 15                                 | 1                                     | 16               | 93.75%                                   | 0                                  | 1                                     | 1                |
| Social Security Disability Insurance (SSDI)    | 7                                  | 0                                     | 7                | 100.00%                                  | 1                                  | 0                                     | 1                |
| VA Service-Connected Disability Compensation   | 0                                  | 0                                     | 0                | 0  | 0                                  | 0                                     | 0                |
| Private Disability Insurance                   | 0                                  | 0                                     | 0                | 0  | 0                                  | 0                                     | 0                |
| Worker's Compensation                          | 0                                  | 0                                     | 0                | 0  | 0                                  | 0                                     | 0                |
| Temporary Assistance for Needy Families (TANF) | 0                                  | 1                                     | 1                | 0%                                       | 0                                  | 2                                     | 2                |
| Retirement Income from Social Security         | 0                                  | 0                                     | 0                | 0  | 0                                  | 0                                     | 0                |
| Pension or retirement income from a former job | 0                                  | 0                                     | 0                | 0  | 0                                  | 0                                     | 0                |
| Child Support                                  | 0                                  | 0                                     | 0                | 0  | 0                                  | 3                                     | 3                |
| Other source                                   | 9                                  | 0                                     | 9                | 100.00%                                  | 2                                  | 1                                     | 3                |
| No Sources                                     | 12                                 | 9                                     | 21               | 57.14%                                   | 0                                  | 2                                     | 2                |
| Unduplicated Total Adults                      | 44                                 | 19                                    | 63               |  | 3                                  | 22                                    | 25               |

|  | AC: % with Disabling Condition by Source | UK: Adult with Disabling Condition | UK: Adult without Disabling Condition | UK: Total Adults | UK: % with Disabling Condition by Source |  |  |
|--|--|------------------------------------|---------------------------------------|------------------|--|--|--|
| Earned Income                                | 0%                                       | 0                                  | 0                                     | 0                | 0  |  |  |
| Supplemental Security Income (SSI)           | 0%                                       | 0                                  | 0                                     | 0                | 0  |  |  |
| Social Security Disability Insurance (SSDI)  | 100.00%                                  | 0                                  | 0                                     | 0                | 0  |  |  |
| VA Service-Connected Disability Compensation | 0  | 0                                  | 0                                     | 0                | 0  |  |  |

|  |        |   |   |   |   |
|--|--------|---|---|---|---|
| Private Disability Insurance                   | 0      | 0 | 0 | 0 | 0 |
| Worker's Compensation                          | 0      | 0 | 0 | 0 | 0 |
| Temporary Assistance for Needy Families (TANF) | 0%     | 0 | 0 | 0 | 0 |
| Retirement Income from Social Security         | 0      | 0 | 0 | 0 | 0 |
| Pension or retirement income from a former job | 0      | 0 | 0 | 0 | 0 |
| Child Support                                  | 0%     | 0 | 0 | 0 | 0 |
| Other source                                   | 66.67% | 0 | 0 | 0 | 0 |
| No Sources                                     | 0%     | 0 | 0 | 0 | 0 |
| Unduplicated Total Adults                      |        | 0 | 0 | 0 |   |

Numbers in green italics have been recalculated or weighted based on available totals.

**Q20a: Type of Non-Cash Benefit Sources**

|   | <b>Benefit at Start</b> | <b>Benefit at Latest Annual Assessment for Stayers</b> | <b>Benefit at Exit for Leavers</b> |
|---|-------------------------|--|------------------------------------|
| Supplemental Nutritional Assistance Program | 76                      | 0  | 57                                 |
| WIC   | 2                       | 0  | 1                                  |
| TANF Child Care Services                    | 0                       | 0  | 0                                  |
| TANF Transportation Services                | 1                       | 0  | 1                                  |
| Other TANF-Funded Services                  | 1                       | 0  | 1                                  |
| Other Source                                | 0                       | 0  | 0                                  |

**Q21: Health Insurance**

|   | <b>At Start</b> | <b>At Annual Assessment for Stayers</b> | <b>At Exit for Leavers</b> |
|---|-----------------|---|----------------------------|
| Medicaid  | 56              | 0                                       | 57                         |
| Medicare  | 19              | 0                                       | 12                         |
| State Children's Health Insurance Program                       | 11              | 0                                       | 7                          |
| VA Medical Services   | 1               | 0                                       | 0                          |
| Employer Provided Health Insurance                              | 3               | 0                                       | 3                          |
| Health Insurance Through COBRA                                  | 0               | 0                                       | 0                          |
| Private Pay Health Insurance                                    | 8               | 0                                       | 5                          |
| State Health Insurance for Adults                               | 64              | 0                                       | 40                         |
| Indian Health Services Program                                  | 0               | 0                                       | 0                          |
| Other   | 3               | 0                                       | 3                          |
| No Health Insurance   | 13              | 0                                       | 12                         |
| Client Doesn't Know/Client Refused                              | 6               | 0                                       | 5                          |
| Data Not Collected  | 0               | 0                                       | 0                          |
| Number of Stayers Not Yet Required to Have an Annual Assessment | 0               | 39                                      | 0                          |
| 1 Source of Health Insurance                                    | 151             | 0                                       | 115                        |
| More than 1 Source of Health Insurance                          | 7               | 0                                       | 6                          |

**Q22a2: Length of Participation – ESG Projects**

|                                | <b>Total</b> | <b>Leavers</b> | <b>Stayers</b> |
|--------------------------------|--------------|----------------|----------------|
| 0 to 7 days                    | 9            | 5              | 4              |
| 8 to 14 days                   | 6            | 6              | 0              |
| 15 to 21 days                  | 5            | 5              | 0              |
| 22 to 30 days                  | 19           | 19             | 0              |
| 31 to 60 days                  | 66           | 47             | 19             |
| 61 to 90 days                  | 26           | 19             | 7              |
| 91 to 180 days                 | 35           | 28             | 7              |
| 181 to 365 days                | 9            | 7              | 2              |
| 366 to 730 days (1-2 Yrs)      | 2            | 2              | 0              |
| 731 to 1,095 days (2-3 Yrs)    | 0            | 0              | 0              |
| 1,096 to 1,460 days (3-4 Yrs)  | 0            | 0              | 0              |
| 1,461 to 1,825 days (4-5 Yrs)  | 0            | 0              | 0              |
| More than 1,825 days (> 5 Yrs) | 0            | 0              | 0              |
| Data Not Collected             | 0            | 0              | 0              |
| Total                          | 177          | 138            | 39             |

| <b>Q22c: Length of Time between Project Start Date and Housing Move-in Date (post 10/1/2018)</b> |              |                         |                                 |                           |                               |  |
|--|--------------|-------------------------|---------------------------------|---------------------------|-------------------------------|--|
|  | <b>Total</b> | <b>Without Children</b> | <b>With Children and Adults</b> | <b>With Only Children</b> | <b>Unknown Household Type</b> |  |
| 7 days or less   | 9            | 3                       | 6                               | 0                         | 0                             |  |
| 8 to 14 days   | 0            | 0                       | 0                               | 0                         | 0                             |  |
| 15 to 21 days  | 0            | 0                       | 0                               | 0                         | 0                             |  |
| 22 to 30 days  | 0            | 0                       | 0                               | 0                         | 0                             |  |
| 31 to 60 days  | 0            | 0                       | 0                               | 0                         | 0                             |  |
| 61 to 180 days   | 0            | 0                       | 0                               | 0                         | 0                             |  |
| 181 to 365 days  | 0            | 0                       | 0                               | 0                         | 0                             |  |
| 366 to 730 days (1-2 Yrs)  | 0            | 0                       | 0                               | 0                         | 0                             |  |
| Total (persons moved into housing)   | 9            | 3                       | 6                               | 0                         | 0                             |  |
| Average length of time to housing  | 0            | 0                       | 0                               | 0                         | 0                             |  |
| Persons who were exited without move-in  | 0            | 0                       | 0                               | 0                         | 0                             |  |
| Total persons  | 9            | 3                       | 6                               | 0                         | 0                             |  |

Numbers in green italics have been recalculated or weighted based on available totals.

| <b>Q22c: RRH Length of Time between Project Start Date and Housing Move-in Date (pre 10/1/2018)</b> |              |                         |                                 |                           |                               |  |
|---|--------------|-------------------------|---------------------------------|---------------------------|-------------------------------|--|
|   | <b>Total</b> | <b>Without Children</b> | <b>With Children and Adults</b> | <b>With Only Children</b> | <b>Unknown Household Type</b> |  |
| 7 days or less  |              |                         |                                 |                           |                               |  |
| 8 to 14 days  |              |                         |                                 |                           |                               |  |
| 15 to 21 days   |              |                         |                                 |                           |                               |  |
| 22 to 30 days   |              |                         |                                 |                           |                               |  |
| 31 to 60 days   |              |                         |                                 |                           |                               |  |
| 61 to 180 days  |              |                         |                                 |                           |                               |  |
| 181 to 365 days   |              |                         |                                 |                           |                               |  |
| 366 to 730 days (1-2 Yrs)   |              |                         |                                 |                           |                               |  |
| Total (persons moved into housing)  |              |                         |                                 |                           |                               |  |
| Average length of time to housing   |              |                         |                                 |                           |                               |  |
| Persons who were exited without move-in   |              |                         |                                 |                           |                               |  |
| Total persons   |              |                         |                                 |                           |                               |  |

Numbers in green italics have been recalculated or weighted based on available totals.

| <b>Q22d: Length of Participation by Household Type</b> |              |                         |                                 |                           |                               |  |
|--|--------------|-------------------------|---------------------------------|---------------------------|-------------------------------|--|
|  | <b>Total</b> | <b>Without Children</b> | <b>With Children and Adults</b> | <b>With Only Children</b> | <b>Unknown Household Type</b> |  |
| 7 days or less   | 9            | 6                       | 2                               | 0                         | 1                             |  |
| 8 to 14 days   | 6            | 1                       | 4                               | 0                         | 1                             |  |
| 15 to 21 days  | 5            | 2                       | 3                               | 0                         | 0                             |  |
| 22 to 30 days  | 19           | 1                       | 18                              | 0                         | 0                             |  |
| 31 to 60 days  | 66           | 25                      | 41                              | 0                         | 0                             |  |
| 61 to 90 days  | 26           | 21                      | 5                               | 0                         | 0                             |  |
| 91 to 180 days   | 35           | 26                      | 9                               | 0                         | 0                             |  |
| 181 to 365 days  | 9            | 9                       | 0                               | 0                         | 0                             |  |
| 366 to 730 days (1-2 Yrs)                              | 2            | 2                       | 0                               | 0                         | 0                             |  |
| 731 to 1,095 days (2-3 Yrs)                            | 0            | 0                       | 0                               | 0                         | 0                             |  |
| 1,096 to 1,460 days (3-4 Yrs)                          | 0            | 0                       | 0                               | 0                         | 0                             |  |
| 1,461 to 1,825 days (4-5 Yrs)                          | 0            | 0                       | 0                               | 0                         | 0                             |  |
| More than 1,825 days (> 5 Yrs)                         | 0            | 0                       | 0                               | 0                         | 0                             |  |
| Data Not Collected                                     | 0            | 0                       | 0                               | 0                         | 0                             |  |
| Total  | 177          | 93                      | 82                              | 0                         | 2                             |  |

| <b>Q22e: Length of Time Prior to Housing - based on 3.917 Date Homelessness Started</b> |              |                         |                                 |                           |                               |  |
|---|--------------|-------------------------|---------------------------------|---------------------------|-------------------------------|--|
|   | <b>Total</b> | <b>Without Children</b> | <b>With Children and Adults</b> | <b>With Only Children</b> | <b>Unknown Household Type</b> |  |
| 7 days or less  | 48           | 2                       | 46                              | 0                         | 0                             |  |
| 8 to 14 days  | 0            | 0                       | 0                               | 0                         | 0                             |  |
| 15 to 21 days   | 0            | 0                       | 0                               | 0                         | 0                             |  |
| 22 to 30 days   | 2            | 2                       | 0                               | 0                         | 0                             |  |
| 31 to 60 days   | 9            | 3                       | 6                               | 0                         | 0                             |  |
| 61 to 180 days  | 11           | 6                       | 5                               | 0                         | 0                             |  |
| 181 to 365 days   | 2            | 2                       | 0                               | 0                         | 0                             |  |
| 366 to 730 days (1-2 Yrs)   | 4            | 0                       | 4                               | 0                         | 0                             |  |
| 731 days or more  | 10           | 10                      | 0                               | 0                         | 0                             |  |

|                                    |    |    |    |   |   |
|------------------------------------|----|----|----|---|---|
| Total (persons moved into housing) | 86 | 25 | 61 | 0 | 0 |
| Not yet moved into housing         | 0  | 0  | 0  | 0 | 0 |
| Data not collected                 | 1  | 1  | 0  | 0 | 0 |
| Total persons                      | 87 | 26 | 61 | 0 | 0 |

**Q23a: Exit Destination – More Than 90 Days***This question is retired as of 10/1/2019.*

|   | Total                         | Without Children              | With Children and Adults      | With Only Children            | Unknown Household Type        |
|---|-------------------------------|-------------------------------|-------------------------------|-------------------------------|-------------------------------|
| <b>Permanent Destinations</b>   |                               |                               |                               |                               |                               |
| Moved from one HOPWA funded project to HOPWA PH   |                               |                               |                               |                               |                               |
| Owned by client, no ongoing housing subsidy   |                               |                               |                               |                               |                               |
| Owned by client, with ongoing housing subsidy   |                               |                               |                               |                               |                               |
| Rental by client, no ongoing housing subsidy  |                               |                               |                               |                               |                               |
| Rental by client, with VASH housing subsidy   |                               |                               |                               |                               |                               |
| Rental by client, with GPD TIP housing subsidy  |                               |                               |                               |                               |                               |
| Rental by client, with other ongoing housing subsidy  |                               |                               |                               |                               |                               |
| Permanent housing (other than RRH) for formerly homeless persons  |                               |                               |                               |                               |                               |
| Staying or living with family, permanent tenure   |                               |                               |                               |                               |                               |
| Staying or living with friends, permanent tenure  |                               |                               |                               |                               |                               |
| Rental by client, with RRH or equivalent subsidy  |                               |                               |                               |                               |                               |
| Subtotal  |                               |                               |                               |                               |                               |
| <b>Temporary Destinations</b>   |                               |                               |                               |                               |                               |
| Emergency shelter, including hotel or motel paid for with emergency shelter voucher   |                               |                               |                               |                               |                               |
| Moved from one HOPWA funded project to HOPWA TH   |                               |                               |                               |                               |                               |
| Transitional housing for homeless persons (including homeless youth)  |                               |                               |                               |                               |                               |
| Staying or living with family, temporary tenure (e.g. room, apartment or house)   |                               |                               |                               |                               |                               |
| Staying or living with friends, temporary tenure (e.g. room, apartment or house)  |                               |                               |                               |                               |                               |
| Place not meant for habitation (e.g., a vehicle, an abandoned building, bus/train/subway station/airport or anywhere outside) |                               |                               |                               |                               |                               |
| Safe Haven  |                               |                               |                               |                               |                               |
| Hotel or motel paid for without emergency shelter voucher   |                               |                               |                               |                               |                               |
| Subtotal  |                               |                               |                               |                               |                               |
| <b>Institutional Settings</b>   |                               |                               |                               |                               |                               |
| Foster care home or group foster care home  |                               |                               |                               |                               |                               |
| Psychiatric hospital or other psychiatric facility  |                               |                               |                               |                               |                               |
| Substance abuse treatment facility or detox center  |                               |                               |                               |                               |                               |
| Hospital or other residential non-psychiatric medical facility  |                               |                               |                               |                               |                               |
| Jail, prison, or juvenile detention facility  |                               |                               |                               |                               |                               |
| Long-term care facility or nursing home   |                               |                               |                               |                               |                               |
| Subtotal  |                               |                               |                               |                               |                               |
| <b>Other Destinations</b>   |                               |                               |                               |                               |                               |
| Residential project or halfway house with no homeless criteria  |                               |                               |                               |                               |                               |
| Deceased  |                               |                               |                               |                               |                               |
| Other   |                               |                               |                               |                               |                               |
| Client Doesn't Know/Client Refused  |                               |                               |                               |                               |                               |
| Data Not Collected (no exit interview completed)  |                               |                               |                               |                               |                               |
| Subtotal  |                               |                               |                               |                               |                               |
| Total   |                               |                               |                               |                               |                               |
| Total persons exiting to positive housing destinations  |                               |                               |                               |                               |                               |
| Total persons whose destinations excluded them from the calculation   |                               |                               |                               |                               |                               |
| Percentage  | Cannot calculate <sup>1</sup> | Cannot calculate <sup>1</sup> | Cannot calculate <sup>1</sup> | Cannot calculate <sup>1</sup> | Cannot calculate <sup>1</sup> |

Numbers in green italics have been recalculated or weighted based on available totals.

**Q23b: Exit Destination – 90 Days or Less***This question is retired as of 10/1/2019.*

|   | Total | Without Children | With Children and Adults | With Only Children | Unknown Household Type |
|---|-------|------------------|--------------------------|--------------------|------------------------|
| <b>Permanent Destinations</b>                   |       |                  |                          |                    |                        |
| Moved from one HOPWA funded project to HOPWA PH |       |                  |                          |                    |                        |
| Owned by client, no ongoing housing subsidy     |       |                  |                          |                    |                        |
| Owned by client, with ongoing housing subsidy   |       |                  |                          |                    |                        |
| Rental by client, no ongoing housing subsidy    |       |                  |                          |                    |                        |
| Rental by client, with VASH housing subsidy     |       |                  |                          |                    |                        |

|   |                   |                         |                                 |                           |                               |
|---|-------------------|-------------------------|---------------------------------|---------------------------|-------------------------------|
| Rental by client, with GPD TIP housing subsidy  |                   |                         |                                 |                           |                               |
| Rental by client, with other ongoing housing subsidy  |                   |                         |                                 |                           |                               |
| Permanent housing (other than RRH) for formerly homeless persons  |                   |                         |                                 |                           |                               |
| Staying or living with family, permanent tenure   |                   |                         |                                 |                           |                               |
| Staying or living with friends, permanent tenure  |                   |                         |                                 |                           |                               |
| Rental by client, with RRH or equivalent subsidy  |                   |                         |                                 |                           |                               |
| Subtotal  |                   |                         |                                 |                           |                               |
| <b>Temporary Destinations</b>   |                   |                         |                                 |                           |                               |
| Emergency shelter, including hotel or motel paid for with emergency shelter voucher   |                   |                         |                                 |                           |                               |
| Moved from one HOPWA funded project to HOPWA TH   |                   |                         |                                 |                           |                               |
| Transitional housing for homeless persons (including homeless youth)  |                   |                         |                                 |                           |                               |
| Staying or living with family, temporary tenure (e.g. room, apartment or house)   |                   |                         |                                 |                           |                               |
| Staying or living with friends, temporary tenure (e.g. room, apartment or house)  |                   |                         |                                 |                           |                               |
| Place not meant for habitation (e.g., a vehicle, an abandoned building, bus/train/subway station/airport or anywhere outside) |                   |                         |                                 |                           |                               |
| Safe Haven  |                   |                         |                                 |                           |                               |
| Hotel or motel paid for without emergency shelter voucher   |                   |                         |                                 |                           |                               |
| Subtotal  |                   |                         |                                 |                           |                               |
| <b>Institutional Settings</b>   |                   |                         |                                 |                           |                               |
| Foster care home or group foster care home  |                   |                         |                                 |                           |                               |
| Psychiatric hospital or other psychiatric facility  |                   |                         |                                 |                           |                               |
| Substance abuse treatment facility or detox center  |                   |                         |                                 |                           |                               |
| Hospital or other residential non-psychiatric medical facility  |                   |                         |                                 |                           |                               |
| Jail, prison, or juvenile detention facility  |                   |                         |                                 |                           |                               |
| Long-term care facility or nursing home   |                   |                         |                                 |                           |                               |
| Subtotal  |                   |                         |                                 |                           |                               |
| <b>Other Destinations</b>   |                   |                         |                                 |                           |                               |
| Residential project or halfway house with no homeless criteria  |                   |                         |                                 |                           |                               |
| Deceased  |                   |                         |                                 |                           |                               |
| Other   |                   |                         |                                 |                           |                               |
| Client Doesn't Know/Client Refused  |                   |                         |                                 |                           |                               |
| Data Not Collected (no exit interview completed)  |                   |                         |                                 |                           |                               |
| Subtotal  |                   |                         |                                 |                           |                               |
| Total   |                   |                         |                                 |                           |                               |
| Total persons exiting to positive housing destinations  |                   |                         |                                 |                           |                               |
| Total persons whose destinations excluded them from the calculation   |                   |                         |                                 |                           |                               |
| Percentage  | Cannot calculate1 | Cannot calculate1       | Cannot calculate1               | Cannot calculate1         | Cannot calculate1             |
| Numbers in green italics have been recalculated or weighted based on available totals.  |                   |                         |                                 |                           |                               |
| <b>Q23c: Exit Destination – All persons</b>   |                   |                         |                                 |                           |                               |
|   | <b>Total</b>      | <b>Without Children</b> | <b>With Children and Adults</b> | <b>With Only Children</b> | <b>Unknown Household Type</b> |
| <b>Permanent Destinations</b>   |                   |                         |                                 |                           |                               |
| Moved from one HOPWA funded project to HOPWA PH   | 0                 | 0                       | 0                               | 0                         | 0                             |
| Owned by client, no ongoing housing subsidy   | 0                 | 0                       | 0                               | 0                         | 0                             |
| Owned by client, with ongoing housing subsidy   | 0                 | 0                       | 0                               | 0                         | 0                             |
| Rental by client, no ongoing housing subsidy  | 41                | 5                       | 36                              | 0                         | 0                             |
| Rental by client, with VASH housing subsidy   | 0                 | 0                       | 0                               | 0                         | 0                             |
| Rental by client, with GPD TIP housing subsidy  | 0                 | 0                       | 0                               | 0                         | 0                             |
| Rental by client, with other ongoing housing subsidy  | 0                 | 0                       | 0                               | 0                         | 0                             |
| Permanent housing (other than RRH) for formerly homeless person   | 0                 | 0                       | 0                               | 0                         | 0                             |
| Staying or living with family, permanent tenure   | 10                | 1                       | 9                               | 0                         | 0                             |
| Staying or living with friends, permanent tenure  | 0                 | 0                       | 0                               | 0                         | 0                             |
| Rental by client, with RRH or equivalent subsidy  | 8                 | 5                       | 3                               | 0                         | 0                             |
| Rental by client, with HCV voucher (tenant or project based)  | 13                | 3                       | 10                              | 0                         | 0                             |
| Rental by client in a public housing unit   | 0                 | 0                       | 0                               | 0                         | 0                             |
| Subtotal  | 72                | 14                      | 58                              | 0                         | 0                             |
| <b>Temporary Destinations</b>   |                   |                         |                                 |                           |                               |
| Emergency shelter, including hotel or motel paid for with emergency shelter voucher   | 13                | 9                       | 4                               | 0                         | 0                             |
| Moved from one HOPWA funded project to HOPWA TH   | 0                 | 0                       | 0                               | 0                         | 0                             |

|   |        |        |        |   |    |
|---|--------|--------|--------|---|----|
| Transitional housing for homeless persons (including homeless youth)  | 2      | 2      | 0      | 0 | 0  |
| Staying or living with family, temporary tenure (e.g. room, apartment or house)   | 2      | 2      | 0      | 0 | 0  |
| Staying or living with friends, temporary tenure (e.g. room, apartment or house)  | 0      | 0      | 0      | 0 | 0  |
| Place not meant for habitation (e.g., a vehicle, an abandoned building, bus/train/subway station/airport or anywhere outside) | 15     | 13     | 0      | 0 | 2  |
| Safe Haven  | 0      | 0      | 0      | 0 | 0  |
| Hotel or motel paid for without emergency shelter voucher   | 5      | 0      | 5      | 0 | 0  |
| Host Home (non-crisis)  | 0      | 0      | 0      | 0 | 0  |
| Subtotal  | 37     | 26     | 9      | 0 | 2  |
| <b>Institutional Settings</b>   |        |        |        |   |    |
| Foster care home or group foster care home  | 0      | 0      | 0      | 0 | 0  |
| Psychiatric hospital or other psychiatric facility  | 0      | 0      | 0      | 0 | 0  |
| Substance abuse treatment facility or detox center  | 1      | 1      | 0      | 0 | 0  |
| Hospital or other residential non-psychiatric medical facility  | 2      | 2      | 0      | 0 | 0  |
| Jail, prison, or juvenile detention facility  | 0      | 0      | 0      | 0 | 0  |
| Long-term care facility or nursing home   | 1      | 1      | 0      | 0 | 0  |
| Subtotal  | 4      | 4      | 0      | 0 | 0  |
| <b>Other Destinations</b>   |        |        |        |   |    |
| Residential project or halfway house with no homeless criteria  | 0      | 0      | 0      | 0 | 0  |
| Deceased  | 0      | 0      | 0      | 0 | 0  |
| Other   | 1      | 1      | 0      | 0 | 0  |
| Client Doesn't Know/Client Refused  | 0      | 0      | 0      | 0 | 0  |
| Data Not Collected (no exit interview completed)  | 24     | 19     | 5      | 0 | 0  |
| Subtotal  | 25     | 20     | 5      | 0 | 0  |
| Total   | 138    | 64     | 72     | 0 | 2  |
| Total persons exiting to positive housing destinations  | 77     | 22     | 55     | 0 | 0  |
| Total persons whose destinations excluded them from the calculation   | 3      | 3      | 0      | 0 | 0  |
| Percentage  | 57.04% | 36.07% | 76.39% | 0 | 0% |

Numbers in green italics have been recalculated or weighted based on available totals.

#### Q24: Homelessness Prevention Housing Assessment at Exit

|   | Total | Without Children | With Children and Adults | With Only Children | Unknown Household Type |
|---|-------|------------------|--------------------------|--------------------|------------------------|
| Able to maintain the housing they had at project start--Without a subsidy                                     | 5     | 2                | 3                        | 0                  | 0                      |
| Able to maintain the housing they had at project start--With the subsidy they had at project start            | 0     | 0                | 0                        | 0                  | 0                      |
| Able to maintain the housing they had at project start--With an on-going subsidy acquired since project start | 0     | 0                | 0                        | 0                  | 0                      |
| Able to maintain the housing they had at project start--Only with financial assistance other than a subsidy   | 0     | 0                | 0                        | 0                  | 0                      |
| Moved to new housing unit--With on-going subsidy  | 0     | 0                | 0                        | 0                  | 0                      |
| Moved to new housing unit--Without an on-going subsidy  | 0     | 0                | 0                        | 0                  | 0                      |
| Moved in with family/friends on a temporary basis   | 0     | 0                | 0                        | 0                  | 0                      |
| Moved in with family/friends on a permanent basis   | 0     | 0                | 0                        | 0                  | 0                      |
| Moved to a transitional or temporary housing facility or program  | 0     | 0                | 0                        | 0                  | 0                      |
| Client became homeless – moving to a shelter or other place unfit for human habitation                        | 0     | 0                | 0                        | 0                  | 0                      |
| Client went to jail/prison  | 0     | 0                | 0                        | 0                  | 0                      |
| Client died   | 0     | 0                | 0                        | 0                  | 0                      |
| Client doesn't know/Client refused  | 0     | 0                | 0                        | 0                  | 0                      |
| Data not collected (no exit interview completed)  | 0     | 0                | 0                        | 0                  | 0                      |
| Total   | 5     | 2                | 3                        | 0                  | 0                      |

#### Q25a: Number of Veterans

|                                    | Total | Without Children | With Children and Adults | Unknown Household Type |
|------------------------------------|-------|------------------|--------------------------|------------------------|
| Chronically Homeless Veteran       | 4     | 4                | 0                        | 0                      |
| Non-Chronically Homeless Veteran   | 3     | 3                | 0                        | 0                      |
| Not a Veteran                      | 116   | 85               | 31                       | 0                      |
| Client Doesn't Know/Client Refused | 1     | 1                | 0                        | 0                      |
| Data Not Collected                 | 0     | 0                | 0                        | 0                      |
| Total                              | 124   | 93               | 31                       | 0                      |

| <b>Q26b: Number of Chronically Homeless Persons by Household</b> |              |                         |                                 |                           |                               |  |  |
|--|--------------|-------------------------|---------------------------------|---------------------------|-------------------------------|--|--|
|  | <b>Total</b> | <b>Without Children</b> | <b>With Children and Adults</b> | <b>With Only Children</b> | <b>Unknown Household Type</b> |  |  |
| Chronically Homeless   | 60           | 49                      | 11                              | 0                         | 0                             |  |  |
| Not Chronically Homeless   | 113          | 42                      | 71                              | 0                         | 0                             |  |  |
| Client Doesn't Know/Client Refused                               | 3            | 1                       | 0                               | 0                         | 2                             |  |  |
| Data Not Collected   | 1            | 1                       | 0                               | 0                         | 0                             |  |  |
| <b>Total</b>   | <b>177</b>   | <b>93</b>               | <b>82</b>                       | <b>0</b>                  | <b>2</b>                      |  |  |